粗加工侧铣刀
Rough side milling cutter

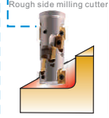

APMT	AP	AP	AP	LPMT	SPMT	SPM	SPC	SPC	HMP01	HMP01
D13	D52	D52	D52	D53	D53	D54	D5	D54	D54	D54
适用刀柄 AP.. 玉米型粗铣刀	适用刀片 APMT.. 切削直径 Ø25~Ø50 玉米型粗铣刀	适用刀片 APMT.. 切削直径 Ø50~Ø80 玉米型粗铣刀	适用刀片 APMT.. 切削直径 Ø50~Ø80 玉米型粗铣刀	适用刀柄 SPM.. 玉米型粗铣刀	适用刀柄 SPC.. 玉米型粗铣刀	适用刀片 LP+SP.. 切削直径 Ø25~Ø50 玉米型粗铣刀	适用刀片 LP+SP.. 切削直径 Ø50~Ø80 玉米型粗铣刀	适用刀片 LP+SP.. 切削直径 Ø50~Ø80 玉米型粗铣刀	适用刀片 LP+SP.. 切削直径 Ø50~Ø80 玉米型粗铣刀	适用刀片 LP+SP.. 切削直径 Ø50~Ø80 玉米型粗铣刀

球头粗铣刀
Ball end rough milling cutter

ZC..	BCF	SWB..	SWB
D37	D37	D38	D38
适用刀柄 BCF.. 球头立铣刀	适用刀片 ZC.. 切削直径 R10~R25 球头立铣刀	适用刀柄 SWB.. 球头立铣刀	适用刀片SWB.. 切削直径 R12.5~R25 球头立铣刀

球头精铣刀
Ball end finishing milling cutter

ZPFG..	ABPF	ABPF	ZCFW..	ARPF	BNM..
D39	D39	D39	D39	D39	D40
适用刀柄 ABPF.. 球头立铣刀	适用刀片 ZPFG.. 切削直径 R4~R15 球头立铣刀	适用刀片 ZPFG.. 切削直径 R4~R15 球头立铣刀	适用刀柄 ARPF.. 直角台肩立铣刀	适用刀片 ZCFW.. 切削直径 Ø8~Ø30 直角台肩立铣刀	适用刀柄 BNM.. 球头立铣刀

BNM	BNM-R	BNM-S	P3200..	T2139	T2139M
D40	D40	D40	D41	D42	D42
适用刀片BNM.. 切削直径 R5~R15 球头立铣刀	适用刀片 BNM.. 切削直径 R5~R15 球头立铣刀	适用刀片 BNM.. 切削直径 Ø10~Ø20 直角台肩立铣刀	适用刀柄 T2139.. 球头立铣刀	适用刀片 P3200.. 切削直径 R4~R16 球头立铣刀	适用刀片 P3200.. 切削直径 R4~R16 球头立铣刀

钻铣刀
Drilling and milling common

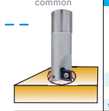

AD/AP..	ASJ
D43	D43
适用刀柄 ASJ.. 钻孔铣削共用立铣刀	适用刀片 AD/AP.. 切削直径 Ø17~Ø35 钻孔铣削共用立铣刀

CC/CP..	CH	TJU
D44	D43	D44
适用刀柄 TJU/CH.. 钻孔铣削共用立铣刀	适用刀片 CC.. 切削直径 Ø14~Ø32 钻孔铣削共用立铣刀	适用刀片 CC/CP.. 切削直径 Ø8~Ø32 钻孔铣削共用立铣刀

三面刃侧铣刀
Three side milling cutter

TGF/TT43..	SMT	SMT	SMT
D55	D55	D55	D56
适用刀柄 SMT.. 三面刃T型槽侧铣刀	适用刀片 TGF/TT.. 切削直径 Ø25~Ø44 三面刃T型槽侧铣刀	适用刀片 TGF/TT.. 切削直径 Ø25~Ø44 三面刃T型槽侧铣刀	适用刀片 TT43L.. 切削直径 Ø63~Ø80 三面刃T型槽侧铣刀

ATS	890	MPHT	DMP	DMP	DMP
D56	D56	D57	D58	D58	D58
适用刀片 CC.. 切削直径 Ø24~Ø49 三面刃T型槽侧铣刀	适用刀片 N331.. 切削直径 Ø98~Ø115 三面刃T型槽侧铣刀	适用刀柄 DMP.. 三面刃T型槽侧铣刀	适用刀片 MPHT.. 切削直径 Ø80~Ø200 三面刃T型槽侧铣刀	适用刀片 MPHT.. 切削直径 Ø80~Ø200 三面刃T型槽侧铣刀	适用刀片 MPHT.. 切削直径 Ø80~Ø200 三面刃T型槽侧铣刀

SPMG	SMP	SMP	XSEQ	SMP01	SMP01
D59	D60	D60	D61	D61	D62
适用刀柄 SMP.. 三面刃T型槽侧铣刀	适用刀片 SPMG.. 切削直径 Ø80~Ø200 三面刃T型槽侧铣刀	适用刀片 SPMG.. 切削直径 Ø80~Ø200 三面刃T型槽侧铣刀	适用刀柄 SMP01.. 三面刃T型槽侧铣刀	适用刀片 XSEQ.. 切削直径 Ø100~Ø250 三面刃T型槽侧铣刀	适用刀片 XSEQ.. 切削直径 Ø63~Ø160 三面刃T型槽侧铣刀

倒角刀
Chamfering

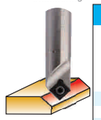

TCMX	SSP	TP	TP
D45	D45	D45	D45
适用刀柄 SSP.. 45°定位倒角刀	适用刀片 TCMX.. 切削直径 Ø40~Ø63 45°定位倒角刀	适用刀柄 TP.. 30°/45°/60°倒角刀	适用刀片 TP.. 切削直径 Ø5~Ø50 30°/45°/60°倒角刀

TCMT	SSO	SSY	TCM	SSH
D46	D46	D46	D46	D46
适用刀柄 TP.. 倒角刀	适用刀片 TCMT.. 切削直径 Ø11~Ø16 15°倒角刀	适用刀片 TCMT.. 切削直径 Ø3~Ø20 30°倒角刀	适用刀片 TCMT.. 切削直径 Ø5~Ø40 45°倒角刀	适用刀片 TCMT.. 切削直径 Ø4~Ø25 60°倒角刀

ADNT	SSK	SDMB	SD	APMT
D47	D47	D47	D47	D48
适用刀柄 SSK.. 45°倒角刀	适用刀片 ADNT.. 切削直径 Ø8~Ø20 45°倒角刀	适用刀柄 SD.. 45°倒角刀	适用刀片 SDMB.. 切削直径 Ø3~Ø50 内外45°倒角刀	适用刀柄 SSK.. 45°倒角刀

SSK	MC	BC	MC	CA
D48	D49	D49	D49	D50
适用刀片 APMT.. 切削直径 Ø3~Ø50 45°倒角刀	适用刀片 SDMT.. 切削直径 Ø12~Ø30 倒角刀	适用刀片 TCMT.. 切削直径 Ø20~Ø31 倒拔45°倒角刀	适用刀片 CCMT.. 切削直径 Ø18~Ø40 倒拔弦头刀	适用刀片 CCMT.. 切削直径 Ø18~Ø98 模还专用双倒角沉头

高进给铣刀
High feed milling cutter



双面 HNGX	KSHR
D70	D70
适用刀柄 KSHR.. 高进给铣刀	适用刀片 HNGX.. 切削直径 Ø40~Ø315 高进给铣刀

双面 BLMP	TEBL	TEBL	双面 LNMU	EXN03	EXN03
D71	D71	D71	D72	D72	D72
适用刀柄 TEBL.. 高进给立铣刀	适用刀片 BLMP.. 切削直径 Ø16~Ø33 高进给立铣刀	适用刀片 BLMP.. 切削直径 Ø40~Ø63 高进给立铣刀	适用刀柄 EXN03.. 高进给立铣刀	适用刀片 LNMU.. 切削直径 Ø16~Ø35 高进给立铣刀	适用刀片 LNMU.. 切削直径 Ø40~Ø63 高进给立铣刀

JOMW/JDMW	AJX	AJX	AJX	OD	HEP
D63	D63	D64	D64	D70	D68
适用刀柄 AJX.. 高进给立铣刀	适用刀片 JDMW.. 切削直径 Ø16~Ø50 高进给立铣刀	适用刀片 JDMW.. 切削直径 Ø50~Ø100 高进给立铣刀	适用刀片 JDMW.. 切削直径 Ø16~Ø26 高进给立铣刀	适用刀片 ODMT.. 切削直径 Ø63~Ø125 高进给立铣刀	适用刀片 XDMT.. 切削直径 Ø63~Ø200 高进给立铣刀

EPNW	SDMT	ASR	ASR	ASF	ASRM
D66	D66	D65	D66	D66	D66
适用刀柄 ASR06.. 高进给立铣刀	适用刀柄 ASF15.. 高进给立铣刀	适用刀片 JDMW.. 切削直径 Ø16~Ø40 高进给立铣刀	适用刀片 EPNW.. 切削直径 Ø50~Ø63 高进给立铣刀	适用刀片 SDMT.. 切削直径 Ø80~Ø200 高进给立铣刀	适用刀片 EPNW.. 切削直径 Ø16~Ø40 高进给立铣刀

WDMW	SKS	SKS	WPMT	TXP	TXP
D68	D67	D68	D69	D69	D69
适用刀柄 SKS.. 高进给立铣刀	适用刀片 WDMW.. 切削直径 Ø16~Ø40 高进给立铣刀	适用刀片 WDMW.. 切削直径 Ø50~Ø100 高进给立铣刀	适用刀柄 TXP.. 高进给立铣刀	适用刀片WPMT.. 切削直径 Ø25~Ø40 高进给立铣刀	适用刀片 WPMT.. 切削直径 Ø50~Ø100 高进给立铣刀

面铣刀
Face milling

SEET	R245	SEMT	ASX445
D74	D74	D73	D73
适用刀柄 R245.. 平面铣削加工	适用刀片 SEET.. 切削直径 Ø63~Ø250 平面铣削加工	适用刀柄 ASX445.. 切削直径 Ø50~Ø250 平面铣削加工	适用刀片 SEMT.. 切削直径 Ø50~Ø250 平面铣削加工

SEKT	KM	SEHT	AL-KM	SEKN
D76	D75	D76	D75	D78
适用刀柄 KM.. 平面铣削加工	适用刀片 SEKT.. 切削直径 Ø50~Ø300 平面铣削加工	适用刀柄 KM.. 平面铣削加工	适用刀片 SEHT.. 切削直径 Ø50~Ø300 平面铣削加工	适用刀柄 SE.. 平面铣削加工

SEKR	SD-45°	SE-45°	SP-65°	FP-75°
D78	D77	D77	D77	D78
适用刀柄 SE.. 平面铣削加工	适用刀片 SD.. 切削直径 Ø80~Ø300 平面铣削加工	适用刀片 SE.. 切削直径 Ø80~Ø300 平面铣削加工	适用刀片 SP.. 切削直径 Ø80~Ø300 平面铣削加工	适用刀片 SP.. 切削直径 Ø80~Ø300 平面铣削加工

直角台肩立铣刀
Right angle end mill

双面 WNMU	R217.96	R217.96	双面 WNMU	MFWN	双面 6NGU	6NTE	6NTF	3PKT..	3PTE..
D03	D03	[illegible]	D04	D04	D05	D05	D06	D07	D07
适用刀柄 R217.96.. 直角台肩立铣刀	适用刀片 WN.. 切削直径 Ø20~Ø35 直角台肩立铣刀	适用刀片 WN.. 切削直径 Ø40~Ø63 直角台肩立铣刀	适用刀柄 MFWN.. 直角台肩立铣刀	适用刀片 WN.. 切削直径 Ø50~Ø250 直角台肩立铣刀	适用刀柄 6NT.. 直角台肩立铣刀	适用刀片 6NGU.. 切削直径 Ø20~Ø40 直角台肩立铣刀	适用刀片 6NGU.. 切削直径 Ø40~Ø160 直角台肩立铣刀	适用刀柄 3PT.. 直角台肩立铣刀	适用刀片 3PKT.. 切削直径 Ø16~Ø50 直角台肩立铣刀

3PTF..	JDMT	AHU	AHUB	AHUM	JDMT07..	ASM	ASMM	APKT..	AP1003..	BT..-AP10..	AP1003..
D08	D10	D09	D10	D10	D11	D11	D11	D12	D12	D12	D12
适用刀片 3PKT.. 切削直径 Ø40~Ø160 直角台肩立铣刀	适用刀柄 AHU 直角台肩立铣刀	适用刀片 JDMT.. 切削直径 Ø10~Ø50 直角台肩立铣刀	适用刀片 JDMT.. 切削直径 Ø50~Ø100 直角台肩立铣刀	适用刀片 JDMT.. 切削直径 Ø10~Ø35 直角台肩立铣刀	适用刀柄 ASM.. 直角台肩立铣刀	适用刀片 JDMT07.. 切削直径 Ø8~Ø21 直角台肩立铣刀	适用刀片 JDMT07.. 切削直径 Ø8~Ø32 直角台肩立铣刀	适用刀柄 AP10.. 直角台肩立铣刀	适用刀片 APKT.. 切削直径 Ø16~Ø20 直角台肩立铣刀	适用刀片 APKT.. 切削直径 Ø16~Ø32 直角台肩立铣刀	适用刀片 APKT.. 切削直径 Ø40~Ø63 直角台肩立铣刀

APMT	BAP	AL-BAP	MA-AP	BAPM	BAP	RAP	R390..	R390	R390	R390	BT-R390
D13	D14	D15	D15	D16	D16	D16	D17	D17	D18	D18	D18
适用刀柄 BAP.. 直角台肩立铣刀	适用刀片 APMT.. 切削直径 Ø10~Ø50 直角台肩立铣刀	适用刀片 APMT.. 切削直径 Ø50~Ø300 直角台肩立铣刀	适用刀片 APMT.. 切削直径 Ø74~Ø326 直角台肩立铣刀	适用刀片 APMT.. 切削直径 Ø16~Ø35 直角台肩立铣刀	适用刀片 APMT.. 切削直径 Ø50~Ø300 直角台肩立铣刀	适用刀片 APMT.. 切削直径 Ø50~Ø250 直角台肩立铣刀	适用刀柄 R390.. 直角台肩立铣刀	适用刀片 R390.. 切削直径 Ø16~Ø32 直角台肩立铣刀	适用刀片 R390.. 切削直径 Ø16~Ø35 直角台肩立铣刀	适用刀片 R390.. 切削直径 Ø50~Ø160 直角台肩立铣刀	适用刀片 R390.. 切削直径 Ø16~Ø32 直角台肩立铣刀

RT..	RT	RT	XOMX	T217.69	AOMT	EPX3000	SEET..	FMP02R	AP/AD..	UEX	BT-EDC
D19	D20	D20	D20	D20	D21	D21	D22	D22	D23	D23	D23
适用刀柄 RT.. 直角台肩立铣刀	适用刀片 RT.. 切削直径 Ø6~Ø35 直角台肩立铣刀	适用刀片 RT.. 切削直径 Ø10~Ø35 直角台肩立铣刀	适用刀柄 T217.69.. 直角台肩立铣刀	适用刀片 XOMX.. 切削直径 Ø8~Ø26 直角台肩立铣刀	适用刀柄 EPX3000.. 直角台肩立铣刀	适用刀片 AOMT.. 切削直径 Ø12~Ø40 直角台肩立铣刀	适用刀柄 FMP02R.. 直角台肩立铣刀	适用刀片 SEET.. 切削直径 Ø50~Ø315 直角台肩立铣刀	适用刀柄 UEX.. 直角台肩立铣刀	适用刀片 AP/AD.. 切削直径 Ø12~Ø30 直角台肩立铣刀	适用刀片 EDC.. 切削直径 Ø16~Ø32 直角台肩立铣刀

AXMT	TE90	TE90	TP..	TP	TP	SSD90	ASX400	WFX12	WFX17
D24	D24	D24	D25	D25	D25	D26	D26	D26	D26
适用刀柄 TE90.. 直角台肩立铣刀	适用刀片AXMT.. 切削直径 Ø8~Ø35 直角台肩立铣刀	适用刀片AXMT.. 切削直径 Ø9~Ø35 直角台肩立铣刀	适用刀柄 TP.. 直角台肩立铣刀	适用刀片 TP.. 切削直径 Ø16~Ø80 直角台肩立铣刀	适用刀片 TP.. 切削直径 Ø40~Ø200 直角台肩立铣刀	适用刀片 SDMT.. 切削直径 Ø50~Ø125 直角台肩立铣刀	适用刀片 SPMT.. 切削直径 Ø50~Ø160 直角台肩立铣刀	适用刀片 SOMT.. 切削直径 Ø50~Ø125 直角台肩立铣刀	适用刀片 AXMT.. 切削直径 Ø50~Ø160 直角台肩立铣刀

圆角立铣刀
Fillet end mill

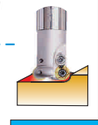

RD..	TRS	TRS	TRS	RN..	KDR	KDR
D33	D34	D35	D35	D36	D36	D36
适用刀柄 TRS.. 圆角立铣刀	适用刀片 RD.. 切削直径 Ø8~Ø40 圆角立铣刀	适用刀片 RD.. 切削直径 Ø50~Ø160 圆角立铣刀	适用刀片 RD.. 切削直径 Ø9~Ø35 圆角立铣刀	适用刀柄 KDR.. 圆角立铣刀	适用刀片 RN.. 切削直径 Ø32~Ø40 圆角立铣刀	适用刀片 RN.. 切削直径 Ø40~Ø100 圆角立铣刀

BT-MFT	MFL
D79	D80
适用刀头 螺纹锁牙头 锁牙式刀柄	适用刀头 螺纹锁牙头 锁牙式刀柄

RP..	EMR	EMRM	EMR	EMRW	RC..	R200	R200
D27	D28	D28	D29	D29	D31	D32	D32
适用刀柄 EMR.. 圆角立铣刀	适用刀片 RP.. 切削直径 Ø50~Ø300 圆角立铣刀	适用刀片 RP.. 切削直径 Ø16~Ø35 圆角立铣刀	适用刀片 RP.. 切削直径 Ø10~Ø50 圆角立铣刀	适用刀片 RP.. 切削直径 Ø12~Ø50 圆角立铣刀	适用刀柄 R200.. 圆角立铣刀	适用刀片 RC.. 切削直径 Ø20~Ø32 圆角立铣刀	适用刀片 RC.. 切削直径 Ø50~Ø200 圆角立铣刀

切削形态: Cutting Environment — ● 稳定切削 Stable Cutting; ◐ 一般切削 General Cutting; ✕ 不稳定切削 Unstable Cutting

			PCD	CBN-K	CBN-S	ZN60	ZK01	ZC32S	ZP201	ZP151	ZP152	ZP153	ZP163
P	钢	Steel				●	◐		◐	✕	✕	✕	◐	●
M	不锈钢	Stainless Steel					◐		◐	✕	✕	✕	◐	◐
K	铸铁	Iron		●		◐		◐	✕	✕	✕			
N	铝/铜/镁/锌/塑料/木材	Aluminum/Copper/Magnesium/Zinc/Plastic/Wood	●				◐							
S	硬质合金/粉末冶金	Carbide/Powder Metallurgy	●							✕	✕	◐	●
H	钛/高温合金/碳纤维	Titanium/Superalloy/Carbon Fiber	●							✕	✕	◐	●

用途 Application	产品图片 Product Image	几何尺寸 Dimensioning	规格型号 Specification	尺寸 Dimension (mm) rε	A	B	T	L	a	配套刀柄 Matching Toolholder	PCD	CBN-K	CBN-S	ZN60	ZK01	ZC32S	ZP201	ZP151	ZP152	ZP153	ZP163
高进给铣削加工 High feed milling		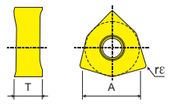	WNMU 0404	0.8	6.35	-	4.76			刀柄: (Toolholder) D03							●	●	●	●	●
高进给铣削加工 High feed milling		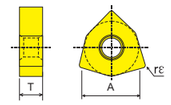	WNMU 080604EN-GM 080608EN-GM 低阻力 080608EN-SM 重切削用 080608EN-GH	0.4 0.8 0.8 0.8	14.02 14.02 14.02 14.02	- - - -	6.65 6.65 6.65 6.65			刀柄: (Toolholder) D04							●	●	●	●	●
直角台肩铣削 Right Angle Milling		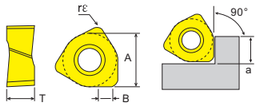	6NGU 060404R-M 060405R-M 060408R-M 060410R-M 060416R-M	0.4 0.5 0.8 1.0 1.6	9.26 9.26 9.26 9.26 9.26	2.36 2.36 1.96 1.76 1.16	4.76 4.76 4.76 4.76 4.76	- - - - -	6.2 6.2 6.2 6.2 6.2	刀柄: (Toolholder) D05-D06			●		●	●	●	●	●	●	●
直角台肩铣削 Right Angle Milling		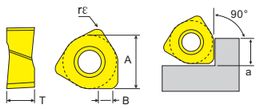	6NGU 090504R-M 090508R-M 090516R-M	0.4 0.8 1.6	13.05 13.05 13.05	2.2 2.0 1.2	6.74 6.74 6.74	- - -	9.2 9.2 9.2	刀柄: (Toolholder) D05-D06			●		●	●	●	●	●	●	●
直角台肩铣削 Right Angle Milling		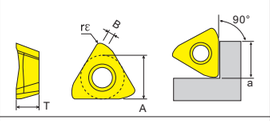	3PKT 100404R-M 100408R-M 150508R-M 190608R-M 190616R-M	0.4 0.5 0.8 1.0 1.6	6.9 6.9 10.7 13.5 13.5	1.3 0.9 1.6 2.0 1.2	4 4 5 6 6	- - - - -	7 7 11 15 15	刀柄: (Toolholder) D07-D08					●	●	●	●	●	●	●
直角台肩铣削 Right Angle Milling		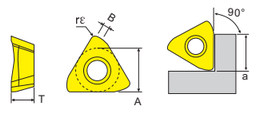	3PKT 100404R-ML 150508R-ML 190608R-ML	6.9 10.7 13.5	6.9 10.7 13.5	0.9 1.6 2.0	4 5 6	- - -	7 11 15	刀柄: (Toolholder) D07-D08					●	●	●	●	●	●	●
直角台肩铣削 Right Angle Milling	 铝专用 Special for Aluminum	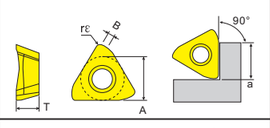	3PHT 100404R-AL 100408R-AL 150508R-AL 190608R-AL	6.9 6.9 10.7 13.5	6.9 6.9 10.7 13.5	1.3 0.9 1.6 2.0	4 4 5 6	- - - -	7 7 11 15	刀柄: (Toolholder) D07-D08				●	●	●	●				
直角台肩铣削 Right Angle Milling		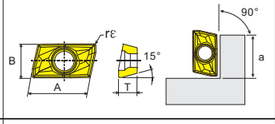	JDMT 100304R 100308R 100320R 100332R 150504R 150508R 150520R 150530R	0.4 0.8 2.0 3.2 0.4 0.8 2.0 3.0	11.0 11.0 11.0 11.0 16.0 16.0 16.0 16.0	6.1 6.1 6.1 6.1 9.12 9.12 9.12 9.12	3.5 3.5 3.5 3.5 5.0 5.0 5.0 5.0	- - - - - - - -	10 10 10 10 15 15 15 15	刀柄: (Toolholder) D09-D10	●	●	●	●	●	●	●		●	●	●
直角台肩铣削 Right Angle Milling		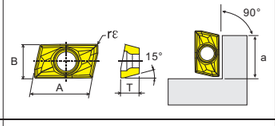	JDMT 070202R 070204R 070208R EDMT 070220R-T 070220R	0.2 0.4 0.8 2.0 2.0	6.4 6.4 6.4 6.4 6.4	4.3 4.3 4.3 4.3 4.3	2.45 2.45 2.45 2.5 2.5		6 6 6 6 6	刀柄: (Toolholder) D11	●	●	●						●	●	●
直角台肩铣削 Right Angle Milling		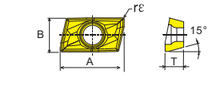	APKT 1003PDR-HM 1003PDTR-76 1003PDTR-RM 100308PDTR-RM 100310PDR-RM 100312TR-RM 100316PDTR-RM 100320PDTR-RM	0.5 0.5 0.5 0.8 1.0 1.2 1.6 2.0	10.95 11.00 11.00 11.00 10.75 10.50 10.90 10.90	6.7 6.7 6.7 6.7 6.7 6.7 6.7 6.7	3.55 3.47 3.47 3.47 3.47 3.47 3.47 3.47			刀柄: (Toolholder) D12	●	●	●			●	●			●	

切削形态: Cutting Environment — ● 稳定切削 Stable Cutting; ◐ 一般切削 General Cutting; ✕ 不稳定切削 Unstable Cutting

			PCD	CBN-K	CBN-S	ZN60	ZK01	ZC32S	ZP201	ZP150	ZP152	ZP153	ZP163
P	钢	Steel				●	◐		◐	✕	✕	✕	◐	●
M	不锈钢	Stainless Steel					◐		◐	✕	✕	✕	◐	◐
K	铸铁	Iron		●		◐		◐	✕	✕	✕			
N	铝/铜/镁/锌/塑料/木材	Aluminum/Copper/Magnesium/Zinc/Plastic/Wood	●				◐							
S	硬质合金/粉末冶金	Carbide/Powder Metallurgy	●							✕	✕	◐	●
H	钛/高温合金/碳纤维	Titanium/Superalloy/Carbon Fiber	●							✕	✕	◐	●

用途 Application	产品图片 Product Image	几何尺寸 Dimensioning	规格型号 Specification	尺寸 Dimension (mm) rε	A	B	T	L	a	配套刀柄 Matching Toolholder	PCD	CBN-K	CBN-S	ZN60	ZK01	ZC32S	ZP201	ZP150	ZP152	ZP153	ZP163
直角台肩铣削 Right Angle Milling	 铜铝非铁金属专用 Special for copper aluminum metal	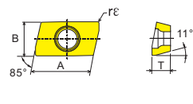	APKT 1135PDER-G2 1604PDER-G2	0.8 0.8	11 16.5	6.35 9.525	3.5 4.76			刀柄: (Toolholder) D14-D16, D48,D52			●								
直角台肩铣削 Right Angle Milling	 铜铝非铁金属专用 Special for copper aluminum metal	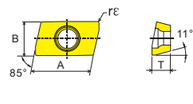	APKT 160402-AL 160404-AL 160408-AL	0.2 0.4 0.8	16.5 16.5 16.5	9.525 9.525 9.525	4.76 4.76 4.76			刀柄: (Toolholder) D14-D16, D48,D52			● ● ●								
直角台肩铣削 Right Angle Milling	 铜铝非铁金属专用 Special for copper aluminum metal	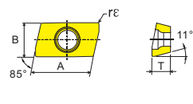	APKT 113502 113504 113508 160402 160404 160408	0.2 0.4 0.8 0.2 0.4 0.8	11 11 11 16.5 16.5 16.5	6.35 6.35 6.35 9.525 9.525 9.525	3.5 3.5 3.5 4.76 4.76 4.76			刀柄: (Toolholder) D14-D16, D48,D52	● ● ● ● ● ●										
直角台肩铣削 Right Angle Milling	 铸铁及淬火超硬材料加工 Cast iron and hard to cut materials	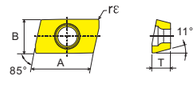	APKT 113502 113504 113508 160402 160404 160408	0.2 0.4 0.8 0.2 0.4 0.8	11 11 11 16.5 16.5 16.5	6.35 6.35 6.35 9.525 9.525 9.525	3.5 3.5 3.5 4.76 4.76 4.76			刀柄: (Toolholder) D14-D16, D48,D52		●	●								
直角台肩铣削 Right Angle Milling	 通用加工 General processing	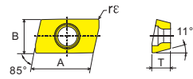	APMT 1135PDER-M2 1604PDER-M2	0.8 0.8	11 16.5	6.35 9.525	3.5 4.76			刀柄: (Toolholder) D14-D16, D48,D52			● ●				● ●	● ●	● ●	● ●
直角台肩铣削 Right Angle Milling	 通用加工 General processing	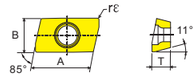	APMT 1135PDER-H1 1135PDER-H2 1135PDER-H3 1135PDER-H4 1135PDER-H6 1604PDER-H1 1604PDER-H2 1604PDER-H3 1604PDER-H4 1604PDER-H6 1604PDER-H8	0.4 0.8 1.2 1.6 2.4 0.4 0.8 1.2 1.6 2.4 3.2	11 11 11 11 11 16.5 16.5 16.5 16.5 16.5 16.5	6.35 6.35 6.35 6.35 6.35 9.525 9.525 9.525 9.525 9.525 9.525	3.5 3.5 3.5 3.5 3.5 4.76 4.76 4.76 4.76 4.76 4.76			刀柄: (Toolholder) D14-D16, D48,D52			● ● ● ● ● ● ● ● ● ● ●					● ● ● ● ● ● ● ● ● ● ●				
直角台肩铣削 Right Angle Milling	 通用加工 General processing	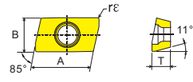	APMT 1135PDER-DU 1604PDER-DU	0.8 0.8	11 16.5	6.35 9.525	3.5 4.76			刀柄: (Toolholder) D14-D16, D48,D52			● ●	● ●	● ●	● ●	● ●	● ●	● ●	● ●	● ●
直角台肩铣削 Right Angle Milling	 通用加工 General processing	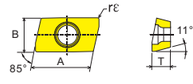	APMT 1135PDER-KZ 1604PDER-KZ	0.8 0.8	11 16.5	6.35 9.525	3.5 4.76			刀柄: (Toolholder) D14-D16, D48,D52							● ●	● ●	● ●	● ●
直角台肩铣削 Right Angle Milling	 通用加工 General processing	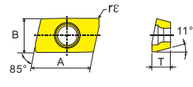	APMT 1135PDER-ZM 1604PDER-ZM	0.8 0.8	11 16.5	6.35 9.525	3.5 4.76			刀柄: (Toolholder) D14-D16, D48,D52							● ●	● ●	● ●	
直角台肩铣削 Right Angle Milling		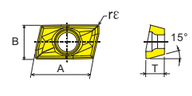	R390- 11T304M-PM 11T308M-PM 11T316M-PM 11T331M-PM 170404M-PM 170408M-PM 170416M-PM 170431M-PM	0.4 0.8 1.6 3.1 0.4 0.8 1.6 3.1	10 10 10 10 15.7 15.7 15.7 15.7	6.8 6.8 6.8 6.8 9.6 9.6 9.6 9.6	3.59 3.59 3.59 3.59 4.76 4.76 4.76 4.76			刀柄: (Toolholder) D17-D18	● ● ● ● ● ● ● ●		● ● ● ● ● ● ● ●	● ● ● ● ● ● ● ●			● ● ● ● ● ● ● ●	● ● ● ● ● ● ● ●		

切削形态: Cutting Environment — ● 稳定切削 Stable Cutting; ◐ 一般切削 General Cutting; ✕ 不稳定切削 Unstable Cutting

			PCD	CBN-K	CBN-S	ZN60	ZK01	ZC32S	ZP201	ZP150	ZP152	ZP153	ZP163
P	钢	Steel	●	◐			◐	✕	✕	✕	◐	●	●
M	不锈钢	Stainless Steel				◐		◐	✕	✕	✕	◐	◐
K	铸铁	Iron	●		◐		◐	✕	✕	✕			
N	铝/铜/镁/锌/塑料/木材	Aluminum/Copper/Magnesium/Zinc/Plastic/Wood	●			◐							
S	硬质合金/粉末冶金	Carbide/Powder Metallurgy	●							✕	✕	◐	●
H	钛/高温合金/碳纤维	Titanium/Superalloy/Carbon Fiber	●							✕	✕	◐	●

用途 Application	产品图片 Product Image	几何尺寸 Dimensioning	规格型号 Specification	尺寸 Dimension (mm) rε	A	B	T	L	a	配套刀柄 Matching Toolholder	PCD	CBN-K	CBN-S	ZN60	ZK01	ZC32S	ZP201	ZP150	ZP152	ZP153	ZP163
直角台肩铣削 Right Angle Milling		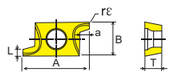	RT 070204R-81 100304R-81 100304R-31 100308R-81	0.4 0.4 0.4 0.8	6.4 11 11 11	4.3 6.35 6.35 6.35	2.38 3.4 3.4 3.4	1.3 1.8 1.8 1.8	1.5 2.1 2.1 2.1	刀柄: (Toolholder) D19-D20	● ● ● ●	● ● ● ●	● ● ● ●				● ● ● ●	● ● ● ●			
直角台肩铣削 Right Angle Milling		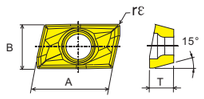	XOMX 060208FR-E03 060208R-M05 090308FR-E05 120408TR-M06	0.8 0.8 0.8 0.8	6.94 6.94 10.8 11.41	4.09 4.09 6.35 8.18	2.45 2.45 3.65 4.15			刀柄: (Toolholder) D20							● ● ● ●	● ● ● ●			
直角台肩铣削 Right Angle Milling		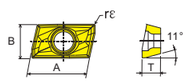	AOMT 123602PEER-M 123604PEER-M 123608PEER-M 123612PEER-M 123616PEER-M 123620PEER-M 123624PEER-M 123632PEER-M	0.2 0.4 0.8 1.2 1.6 2.0 2.4 3.2	12	6.6	3.6			刀柄: (Toolholder) D21									● ● ●		
直角台肩铣削 Right Angle Milling		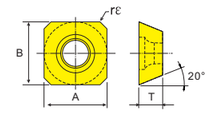	SEET 09T308PER-PF 09T308PER-PM 09T308PER-PR SEET 120308PER-PF 120308PER-PM 120308PER-PR	0.8 0.8 0.8 0.8 0.8 0.8	9.525 9.525 9.525 13.308 13.308 13.308	9.525 9.525 9.525 13.308 13.308 13.308	4.01 4.01 4.01 4.04 4.04 4.04			刀柄: (Toolholder) D22							● ● ● ● ● ●	● ● ● ● ● ●			
直角台肩铣削 Right Angle Milling		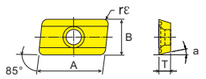	APET 120202SR 120204SR 120208SR APNT 120208SR ADET 160302SR 160304SR 160308SR ADNT 160308SR	0.2 0.4 0.8 0.8 0.2 0.4 0.8 0.8	12.7 12.7 12.7 12.7 15.875 15.875 15.875 15.875	7.938 7.938 7.938 7.938 9.525 9.525 9.525 9.525	2.5 2.5 2.5 2.5 3.18 3.18 3.18 3.18		11° 11° 11° 11° 15° 15° 15° 15°	刀柄: (Toolholder) D23,D47	● ●		● ●	● ●							
直角台肩铣削 Right Angle Milling		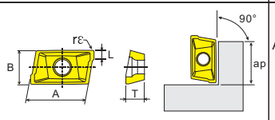	AXMT 0602PER-EM 060204R-EM 060208R-EM 060216R-EM	0.2 0.4 0.8 1.6	6 6 6 6	4.15 4.15 4.15 4.15	2.6 2.6 2.6 2.6	1.0 1.0 1.0 1.0	5.75 5.75 5.75 5.75	刀柄: (Toolholder) D24							● ● ● ●	● ● ● ●	● ● ● ●		
直角台肩铣削 Right Angle Milling		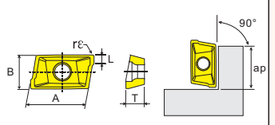	AXMT 0903PER-ML 0903PER-EML 090308R-EML 090316R-ML 090320R-EML 090332R-EML	0.4 0.4 0.8 1.6 2.0 3.2	9.5 9.5 9.5 9.5 9.5 9.5	6.21 6.21 6.21 6.21 6.21 6.21	3.6 3.6 3.6 3.6 3.6 3.6	1.4 0.84 - - - -	8.8 8.8 8.8 8.8 8.8 8.8	刀柄: (Toolholder) D24							● ● ● ● ● ●	● ● ● ● ● ●			
直角台肩铣削 Right Angle Milling	 铝专用 Special for Aluminum	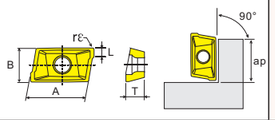	AXCT 060202R-AL 060204R-AL 0903PER-AL	0.2 0.4 0.4	6 6 9.5	4.15 4.15 6.21	2.6 2.6 3.6	0.83 0.83 0.83	5.75 5.75 8.8	刀柄: (Toolholder) D24		● ● ●									
平面铣削 / 倒角加工 Face milling / chamfering		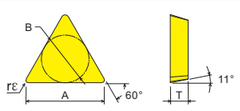	TPKN 110304 110308 160304 160308 220404 220408 220412 2204PDR	0.4 0.8 0.4 0.8 0.4 0.8 1.2 -	11 11 16.5 16.5 22 22 22 22	6.35 6.35 9.525 9.525 12.7 12.7 12.7 12.7	3.18 3.18 3.18 3.18 4.76 4.76 4.76 4.76			刀柄: (Toolholder) D25,D45			● ● ● ● ● ● ● ●	●●●●● ●●●●● ●●●●● ●●●●● ●●●●● ●●●●● ●●●●● ●●●●●							
平面铣削 / 倒角加工 Face milling / chamfering		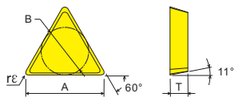	TPMR 090204 110304 110308 160304 160308 160312 220412 330916	0.4 0.4 0.8 0.4 0.8 1.2 1.2 1.6	9.6 11 11 16.5 16.5 16.5 22 33	5.56 6.35 6.35 9.525 9.525 9.525 12.7 19.05	2.38 3.18 3.18 3.18 3.18 3.18 4.76 9.52			刀柄: (Toolholder) D25,D45			● ● ● ● ● ● ● ●	●●●●● ●●●●● ●●●●● ●●●●● ●●●●● ●●●●● ●●●●● ●●●●●							

切削形态: Cutting Environment — ● 稳定切削 Stable Cutting; ◐ 一般切削 General Cutting; ✕ 不稳定切削 Unstable Cutting

			PCD	CBN-K	CBN-S	ZN60	ZK01	ZC32S	ZP201	ZP150	ZP152	ZP153	ZP163
P	钢	Steel	●	◐			◐	✕	✕	✕	◐	●	●
M	不锈钢	Stainless Steel				◐		◐	✕	✕	✕	◐	◐
K	铸铁	Iron	●		◐		◐	✕	✕	✕			
N	铝/铜/镁/锌/塑料/木材	Aluminum/Copper/Magnesium/Zinc/Plastic/Wood	●			◐							
S	硬质合金/粉末冶金	Carbide/Powder Metallurgy	●							✕	✕	◐	●
H	钛/高温合金/碳纤维	Titanium/Superalloy/Carbon Fiber	●							✕	✕	◐	●

用途 Application	产品图片 Product Image	几何尺寸 Dimensioning	规格型号 Specification	尺寸 Dimension (mm) rε	A	B	T	L	a	配套刀柄 Matching Toolholder	PCD	CBN-K	CBN-S	ZN60	ZK01	ZC32S	ZP201	ZP150	ZP152	ZP153	ZP163
圆角铣削加工 Face milling		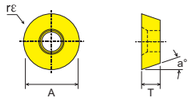	RPGT 08T2-AL 1003-AL 10T3-AL 1204-AL	4 5 5 6	8 10 10 12			2.78 3.15 3.97 4.76	11° 11° 11° 11°	刀柄: (Toolholder) D29-D30			● ● ● ●								
圆角铣削加工 Face milling		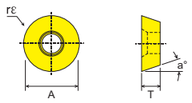	RPEW 0802MO 1003MO 1003MO-DU 1204MOF	4 5 5 6	8 10 10 12			2.38 3.15 3.97 4.76	11° 11° 11° 11°	刀柄: (Toolholder) D29-D30		● ● ● ●	● ● ● ●		●●●● ●●●● ●●●● ●●●●						
圆角铣削加工 Face milling		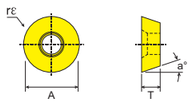	RPKT 10T3MOF 1204MOF	5 6	10 12			3.97 4.76	11° 11°	刀柄: (Toolholder) D29-D30							●●●● ●●●●				
圆角铣削加工 Face milling		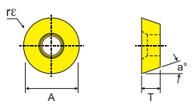	RPKT 10T3MOT 1204MOT	5 6	10 12			3.97 4.76	11° 11°	刀柄: (Toolholder) D29-D30							●●●● ●●●●				
圆角铣削加工 Face milling		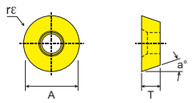	RPMT 08T2MOE-JS 1003MOE-JS 10T3MOE-JS 1204MOE-JS	4 5 5 6	8 10 10 12			2.78 3.18 3.97 4.76	11° 11° 11° 11°	刀柄: (Toolholder) D29-D30			● ● ● ●	●●●● ●●●● ●●●● ●●●●							
圆角铣削加工 Face milling		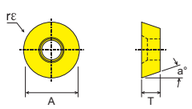	RPMT 10T3MO-DU 1204MO-DU	5 6	10 12			3.97 4.76	11° 11°	刀柄: (Toolholder) D29-D30							●●●●● ●●●●●				
圆角铣削加工 Face milling		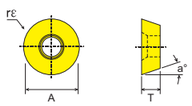	RPMT 08T2MO-GH 10T3MO-GH 1204MO-GH	4 5 6	8 10 12			2.78 3.97 4.76	11° 11° 11°	刀柄: (Toolholder) D29-D30							●●●●● ●●●●● ●●●●●				
圆角铣削加工 Face milling		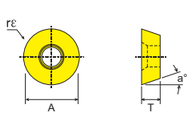	RCGT 0602-AL 0803-AL 1003-AL 10T3-AL 1204-AL	3 4 5 5 6	6 8 10 10 12			2.38 3.15 3.15 3.97 4.76	7° 7° 7° 7° 7°	刀柄: (Toolholder) D32			● ● ● ● ●								
圆角铣削加工 Face milling		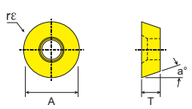	RCKT 10T3MO-PM 1204MO-PM 1606MO-PM 2006MO-PM	5 6 8 10	10 12 16 20			3.97 4.76 6.35 6.35	7° 7° 7° 7°	刀柄: (Toolholder) D32							●●●●● ●●●●● ●●●●● ●●●●●				
圆角铣削加工 Face milling		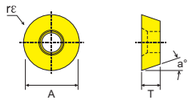	RCKT 10T3MO-PR 1204MO-PR 1606MO-PR 2006MO-PR	5 6 8 10	10 12 16 20			3.97 4.76 6.35 6.35	7° 7° 7° 7°	刀柄: (Toolholder) D32							●●●●● ●●●●● ●●●●● ●●●●●				

切削形态: Cutting Environment ● 稳定切削 Stable Cutting ◐ 一般切削 General Cutting ✕ 不稳定切削 Unstable Cutting

| | | |

切削形态: Cutting Environment — ● 稳定切削 Stable Cutting; ◐ 一般切削 General Cutting; ✕ 不稳定切削 Unstable Cutting

			PCD	CBN-K	CBN-S	ZN60	ZK01	ZC32S	ZP201	ZP150	ZP152	ZP153	ZP163
P	钢	Steel			●	◐		◐	✕	✕	✕	◐	●
M	不锈钢	Stainless Steel				☺		☺	✱	✱	✱	☺	☺
K	铸铁	Iron		●		◐		◐	✕	✕	✕		
N	铝/铜/镁/锌/塑料/木材	Aluminum/Copper/Magnesium/Zinc/Plastic/Wood	●				◐						
S	硬质合金/粉末冶金	Carbide/Powder Metallurgy	●							✕	✕	◐	●
H	钛/高温合金/碳纤维	Titanium/Superalloy/Carbon Fiber	●							✕	✕	◐	●

用途 Application	产品图片 Product Image	几何尺寸 Dimensioning	规格型号 Specification	尺寸 Dimension (mm) rε	A	B	T	L	a	配套刀柄 Matching Toolholder	PCD	CBN-K	CBN-S	ZN60	ZK01	ZC32S	ZP201	ZP150	ZP152	ZP153	ZP163
刀杆刀盘 / 直角台肩立铣刀 / 圆角铣刀 / 球头铣刀 / 钻铣刀杆 / 倒角刀杆 / 玉米铣刀 / 三面刃槽刀 / 快进给系列 / 龙门平面铣刀 / 锁牙式刀柄																					
平面铣削、倒角加工 Plane milling/ chamfering		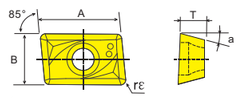 底刃	ADMT 080308L 100308L 12T308L APMT 160408L 170408L 190508L 250508L	0.8 0.8 0.8 0.8 0.8 0.8 0.8	7.8 10.4 12.6 16.45 17.6 19.6 25.4	6.2 6.35 7.93 9.53 9.53 10 11	3.0 3.18 3.9 4.76 4.76 5.0 5.5		15 15 15 11 11 11 11	刀柄: (Toolholder) D43			●		●	●	●	●	●	●
平面铣削、倒角加工 Plane milling/ chamfering		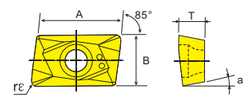 外周刃	APMT 090208R ACMT 100308R APMT 100320R 12T308R 12T320R 12T330R 150408R 150430R	0.8 0.8 2.0 0.8 2.0 3.0 0.8 3.0	9.1 10.1 10.1 13.14 13.14 13.14 15.88 15.88	5.1 6.35 6.35 7.93 7.93 7.93 9.53 9.53	2.6 3.4 3.4 3.9 3.9 3.9 4.76 4.76		11 7 7 11 11 11 11 11	刀柄: (Toolholder) D43			●		●	●	●	●	●	●
平面铣削、倒角加工 Plane milling/ chamfering		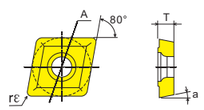	CCMT 060204 09T304 09T308 CPMT 090308 120408 120430	0.4 0.4 0.8 0.8 0.8 3.0	6.35 9.525 9.525 9.525 12.7 12.7		2.38 3.9 3.9 3.15 4.76 4.76			刀柄: (Toolholder) D43-44			●	●	●	●	●	●	●	●
平面铣削、倒角加工 Plane milling/ chamfering		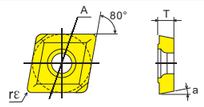	CPMT 080204Z 090204Z 120308Z 160408Z 160430Z 190408Z 190430Z	0.4 0.4 0.8 0.8 3.0 0.8 3.0	7.94 9.525 12.7 15.875 15.875 19.05 19.05		2.38 2.38 3.15 4.76 4.76 4.76 4.76			刀柄: (Toolholder) D43-44			●	●	●	●	●	●	●	●
定位定点倒角加工 Positioning point chamfering		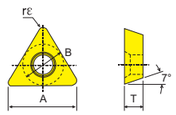	TCMX 090204 110204 16T304	0.4 0.4 0.4	8.6 10 15.5	5.56 6.35 9.525	2.38 2.38 2.38			刀柄: (Toolholder) D45			●		●	●	●	●	●	●
倒角加工 chamfering		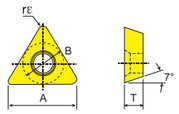	TCMT 090204 110204 16T304	0.4 0.4 0.4	8.6 10 15.5	5.56 6.35 9.525	2.38 2.38 2.38			刀柄: (Toolholder) D46			●		●	●	●	●	●	●
直角台肩铣削 Right Angle Milling		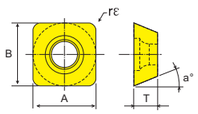	SPMW 090304 SDMB 26152	0.4 0.4	9.525 8.3	9.525 8.3	3.18 2.5		11° 15°	刀柄: (Toolholder) D47			●		●	●	●	●	●	●
铣削刀片 Milling inserts		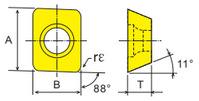	APKT 150412-PM 150412-KM LPMT 150412-PM 150412-KM	1.2 1.2 1.2 1.2	16.33 16.33 16.33 16.33	12.7 12.7 12.7 12.7	4.76 4.76 4.76 4.76			刀柄: (Toolholder) D53-D54			●	●	●	●	●	●	●	●
铣削刀片 Milling inserts		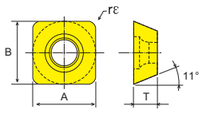	SPMT 120408-PM 120408-KM	0.8 0.8	12.7 12.7	12.7 12.7	4.76 4.76			刀柄: (Toolholder) D53-D54			●	●	●	●	●	●	●	●
铣削刀片 Milling inserts		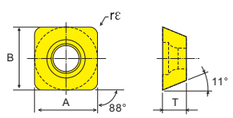	MPHT 060304-DM 080305-DM 120408-DM	0.4 0.5 0.8	6.35 8.3 12.7	6.35 8.3 12.7	3.18 3.18 4.76			刀柄: (Toolholder) D57-D58			●		●	●	●	●	●	●

切削形态: Cutting Environment — ● 稳定切削 Stable Cutting; ◐ 一般切削 General Cutting; ✕ 不稳定切削 Unstable Cutting

			PCD	CBN-K	CBN-S	ZN60	ZK01	ZC32S	ZP201	ZP150	ZP152	ZP153	ZP163
P	钢	Steel			●	◐		◐	✕	✕	✕	◐	●
M	不锈钢	Stainless Steel				☺		☺	✱	✱	✱	☺	☺
K	铸铁	Iron		●		◐		◐	✕	✕	✕		
N	铝/铜/镁/锌/塑料/木材	Aluminum/Copper/Magnesium/Zinc/Plastic/Wood	●				◐						
S	硬质合金/粉末冶金	Carbide/Powder Metallurgy	●							✕	✕	◐	●
H	钛/高温合金/碳纤维	Titanium/Superalloy/Carbon Fiber	●							✕	✕	◐	●

用途 Application	产品图片 Product Image	几何尺寸 Dimensioning	规格型号 Specification	尺寸 Dimension (mm) rε	A	B	T	L	a	配套刀柄 Matching Toolholder	PCD	CBN-K	CBN-S	ZN60	ZK01	ZC32S	ZP201	ZP150	ZP152	ZP153	ZP163
刀杆刀盘 / 直角台肩立铣刀 / 圆角铣刀 / 球头铣刀 / 钻铣刀杆 / 倒角刀杆 / 玉米铣刀 / 三面刃槽刀 / 快进给系列 / 龙门平面铣刀 / 锁牙式刀柄																					
铣削刀片 Milling inserts		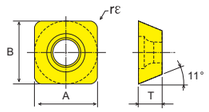	SPMG 050204-TT 060204-TT 07T308-TT 090408-TT 110408-TT 140512-TT	0.4 0.4 0.8 0.8 0.8 1.2	5.0 6.0 7.94 9.8 11.5 14.3	5.0 6.0 7.94 9.8 11.5 14.3	2.38 2.38 3.97 4.30 4.8 5.0			刀柄: (Toolholder) D59-D60			●		●	●	●	●	●	●
铣削刀片 Milling inserts		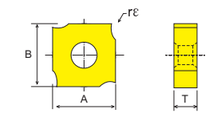	XSEQ 1202 1203 12T3 1204 12T4		12.7 12.7 12.7 12.7 12.7	12.7 12.7 12.7 12.7 12.7	2.3 3.0 3.5 4.0 4.5			刀柄: (Toolholder) D61-D62					●		●	●	●	●
切槽刀片 Grooving inserts		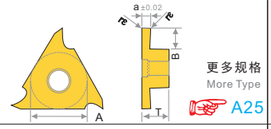 更多规格 More Type A25	TGF32L 150 200 250 300 350	0.1 0.15 0.15 0.15 0.15	16	2.0 2.8 2.8 2.8 2.8	3.18		1.5 2.0 2.5 3.0 3.5	刀柄: (Toolholder) D55-D56	●	●	●	●	●	●	●	●	●	●	●
切槽刀片 Grooving inserts		更多规格 More Type A25	TGF32L 150-R0.75 200-R1.0 250-R1.25 300-R1.5	0.75 1.0 1.25 1.5	16	2.0 2.8 2.8 2.8	3.18		R0.75 R1.0 R1.25 R1.5	刀柄: (Toolholder) D55-D56	●	●	●	●	●	●	●	●	●	●	●
切槽刀片 Grooving inserts		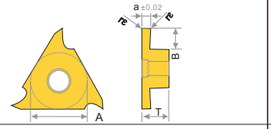	TT43L 200 250 300 350 400 500	0.2 0.2 0.2 0.2 0.2 0.2	22	4.8	5.0		2.0 2.5 3.0 3.5 4.0 5.0	刀柄: (Toolholder) D55-D56	●	●	●	●	●	●	●	●	●	●	●
切槽刀片 Grooving inserts		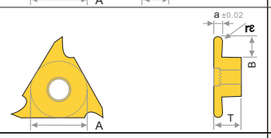	TT43L 200-R1.0 250-R1.25 300-R1.5 350-R1.75 400-R2.0 500-R2.5	1.0 1.25 1.5 1.75 2.0 2.5	22	4.8	5.0		R1.0 R1.25 R1.5 R1.75 R2.0 R2.5	刀柄: (Toolholder) D55-D56	●	●	●	●	●	●	●	●	●	●	●
高进给铣削加工 High Feed Milling		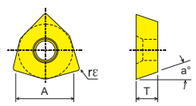	JOMW 06T215ZZSR-FT 080320ZZSR-FT JDMW 09T320ZDSR-FT 120420ZDSR-FT 140520ZDSR-FT	1.5 2.0 2.0 2.0 2.0	6.35 8.0 9.525 12.0 14.0	2.78 3.18 3.97 4.76 5.56	13° 13° 15° 15° 15°			刀柄: (Toolholder) D63-D64									●	●
高进给铣削加工 High Feed Milling		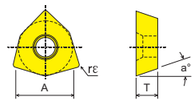	JOMT 06T215ZZSR-JM 080320ZZSR-JM JDMT 09T320ZDSR-JM 120420ZDSR-JM 140520ZDSR-JM	1.5 2.0 2.0 2.0 2.0	6.35 8.0 9.525 12.0 14.0	2.78 3.18 3.97 4.76 5.56	13° 13° 15° 15° 15°			刀柄: (Toolholder) D63-D64									●	●
高进给铣削加工 High Feed Milling		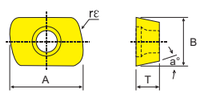	EPNW 0603TN-8 EPMT 0603TN-8 EDNW 12T3TN-10 EDMT 12T3TN-10	8 8 10 10	10 12 10 12	6.35 6.35 10 10	3.18 3.18 3.97 3.97	11° 11° 15° 15°		刀柄: (Toolholder) D65-D66									●	●
高进给铣削加工 High Feed Milling		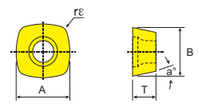	EPNW 0803TN-10 EDNW 10T3TN-10 SDNW 1205ZDTN-R15 SDMT 1205ZDTN-R15 EDNW 13T4TN-10 13T4TN-15 SDNW 1505ZDTN-R15 SDMT 1505ZDTN-R15 带修光刃 1505ZDTN-C15	10 10 15 15 10 15 15 15 15	8.1 10 12.7 12.7 13.5 13.5 15.875 15.875 15.875	8.1 10 12.7 12.7 13.5 13.5 15.875 15.875 15.875	3.18 3.97 5.56 5.56 5.56 5.56 5.56 5.56 5.56	11° 15° 15° 15° 15° 15° 15° 15° 15°		刀柄: (Toolholder) D65-D66									●	●

切削形态: Cutting Environment ● 稳定切削 Stable Cutting ◐ 一般切削 General Cutting ✕ 不稳定切削 Unstable Cutting

			PCD	CBN-K	CBN-S	ZN60	ZK01	ZC32S	ZP201	ZP150	ZP152	ZP153	ZP163
P	钢	Steel				●	◐	✕	✕	✕	◐	●	●
M	不锈钢	Stainless Steel					◐	◐	✱	✱	◐	◐	○
K	铸铁	Iron		●		◐		◐	✕	✕			
N	铝/铜/镁/锌/塑料/木材	Aluminum/Copper/Magnesium/Zinc/Plastic/Wood	●				◐						
S	硬质合金/粉末冶金	Carbide/Powder Metallurgy	●							✕	✕	◐	●
H	钛/高温合金/碳纤维	Titanium/Superalloy/Carbon Fiber	●							✕	✕	◐	●

用途 Application	产品图片 Product Image	几何尺寸 Dimensioning	规格型号 Specification	尺寸 Dimension (mm) rε	A	B	T	L	a	配套刀柄 Matching Toolholder	PCD	CBN-K	CBN-S	ZN60	ZK01	ZC32S	ZP201	ZP150	ZP152	ZP153	ZP163
高进给铣削加工 High feed milling		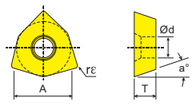	WOMW 04T215ZER WDMW 050316ZER 050316ZTR 06T320ZER 06T320ZTR 080520ZER 080520ZTR 10X620ZER 10X620ZTR	1.5 1.6 1.6 2.0 2.0 2.0 2.0 2.0 2.0	6.5 8 8 10 10 13 13 16 16	2.8 3.2 3.2 3.97 3.97 5.5 5.5 6 6	13° 13° 13° 13° 13° 13° 13° 13° 13°			刀柄: (Toolholder) D67-D68						●		●	●		
高进给铣削加工 High feed milling		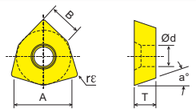	WPGT 050315ZSR 060415ZSR 080615ZSR 090725ZSR 050315ZSR-PM 060415ZSR-PM 080615ZSR-PM 090725ZSR-PM	1.5 1.5 1.5 2.5 1.5 1.5 1.5 2.5	7.94 9.525 12.85 15 7.94 9.525 12.85 15	6	3.5 4.2 6.35 7.0 3.5 4.2 6.35 7.0	11° 11° 11° 11° 11° 11° 11° 11°			刀柄: (Toolholder) D69						●		●	●		
平面铣削加工 Surface milling		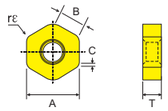	HNGX 0906ANSN-M 0906ANSN-R	1.2	15.88	9	1.8	5.56		刀柄: (Toolholder) D70						●	●	●	●	●	
高进给铣削加工 High feed milling		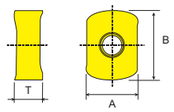	BLMP 0603R-M	-	6.39	9	3.73			刀柄: (Toolholder) D71						●	●	●	●	●	
高进给铣削加工 High feed milling		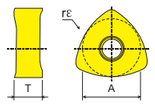	BLMP 1205R-M	15	12	-	5.5			刀柄: (Toolholder) D71						●	●	●	●	●	
高进给铣削加工 High feed milling		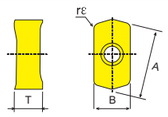	LNMU 0303ZER-MJ 0303ZER-ML	1.2 1.2	11.59 11.59	6.0 6.0	4.29 4.29			刀柄: (Toolholder) D72						●	●	●	●	●	
平面铣削加工 Surface milling		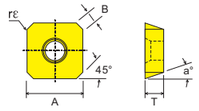	SEET 13T3AGEN-JL SEMT 13T3AGSN-JH 13T3AGSN-JM	1.5	13.4	1.9	3.97	20°		刀柄: (Toolholder) D73						● ● ●		●●●● ●●●● ●●●●			
平面铣削加工 Surface milling		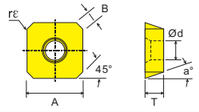	SEET 12T3-DF 轻切削 12T3-CF 12T3-EF 中切削 12T3-DM 12T3-CM 12T3-EM 重切削 12T3-DR 12T3-CR 细铣用 12T3-LH	-	13.4	2.55	3.97	4.1	20°	刀柄: (Toolholder) D74								●●● ●●● ●●● ●●● ●●● ●●● ●●● ●●●			
平面铣削加工 Surface milling		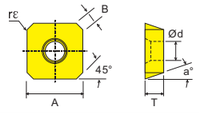	SECA 1204AFSN 1204AFTN	- -	12.7 12.7	2.66 2.66	4.76 4.76	5.56 5.56	20° 20°	刀柄: (Toolholder) D75								●●●● ●●●●			
平面铣削加工 Surface milling		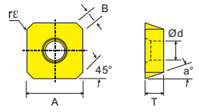	SEKT 1204AFTN	-	12.7	2.66	4.76	5.56	20°	刀柄: (Toolholder) D75								●●●●			

切削形态: Cutting Environment ● 稳定切削 Stable Cutting ◐ 一般切削 General Cutting ✕ 不稳定切削 Unstable Cutting

			PCD	CBN-K	CBN-S	ZN60	ZK01	ZC32S	ZP201	ZP150	ZP152	ZP153	ZP163
P	钢	Steel				●	◐	✕	✕	✕	◐	●	●
M	不锈钢	Stainless Steel					◐	◐	✱	✱	◐	◐	○
K	铸铁	Iron		●		◐		◐	✕	✕			
N	铝/铜/镁/锌/塑料/木材	Aluminum/Copper/Magnesium/Zinc/Plastic/Wood	●				◐						
S	硬质合金/粉末冶金	Carbide/Powder Metallurgy	●							✕	✕	◐	●
H	钛/高温合金/碳纤维	Titanium/Superalloy/Carbon Fiber	●							✕	✕	◐	●

用途 Application	产品图片 Product Image	几何尺寸 Dimensioning	规格型号 Specification	尺寸 Dimension (mm) rε	A	B	T	L	a	配套刀柄 Matching Toolholder	PCD	CBN-K	CBN-S	ZN60	ZK01	ZC32S	ZP201	ZP150	ZP152	ZP153	ZP163
平面铣削加工 Surface milling		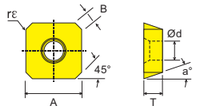	SEHT 1204AFSN	-	12.7	2.66	4.76	5.56	20°	刀柄: (Toolholder) D75								●	●	●	●
平面铣削加工 Surface milling		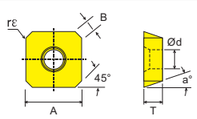	SEHT 1204-AK	-	12.7	2.66	4.76	5.56	20°	刀柄: (Toolholder) D75							●				
平面铣削加工 Surface milling		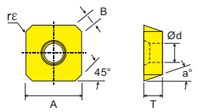	SEHT 1204	-	12.7	2.66	4.76	5.56	20°	刀柄: (Toolholder) D75	●										
平面铣削加工 Surface milling		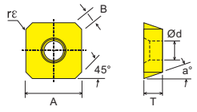	SEHT 1204	-	12.7	2.66	4.76	5.56	20°	刀柄: (Toolholder) D75		●	●								
平面铣削加工 Surface milling		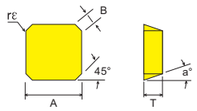	SDKN 1203AETN 1504AETN SEEN 1203AFTN1 1504AFTN1 SEKN 1203AFTN1 1504AFTN1 SPKN 1203EDR	- - 1.0 1.0 - - -	12.7 15.875 12.7 15.875 12.7 15.875 12.7	1.7 1.7 1.4 1.4 1.4 1.4 1.4	3.18 4.76 3.18 4.76 3.18 4.78 3.18	15° 15° 20° 20° 20° 20° 11°		刀柄: (Toolholder) D77-D78						●●●● ●●●● ●●●● ●●●● ●●●● ●●●● ●●●●		●●● ●●● ●●● ●●● ●●● ●●● ●●●			
平面铣削加工 Surface milling		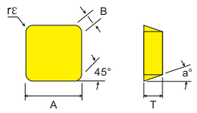	SEKR 1203AFEN-JS 1504AFEN-JS	1.0 1.0	12.7 15.875	1.4 1.4	3.18 4.76	20° 20°		刀柄: (Toolholder) D77-D78							●● ●●	●●● ●●●			



粗加工侧铣刀
Rough side milling cutter

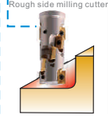

APMT	AP	AP	AP	LPMT	SPMT	SPM	SPC	SPC	HMP01	HMP01
D13	D52	D52	D52	D53	D53	D54	D5	D54	D54	D54
适用刀柄 AP.. 玉米型粗铣刀	适用刀片 APMT.. 切削直径 Ø25~Ø50 玉米型粗铣刀	适用刀片 APMT.. 切削直径 Ø50~Ø80 玉米型粗铣刀	适用刀片 APMT.. 切削直径 Ø50~Ø80 玉米型粗铣刀	适用刀柄 SPM.. 玉米型粗铣刀	适用刀柄 SPC.. 玉米型粗铣刀	适用刀片 LP+SP.. 切削直径 Ø25~Ø50 玉米型粗铣刀	适用刀片 LP+SP.. 切削直径 Ø50~Ø80 玉米型粗铣刀	适用刀片 LP+SP.. 切削直径 Ø50~Ø80 玉米型粗铣刀	适用刀片 LP+SP.. 切削直径 Ø50~Ø80 玉米型粗铣刀	适用刀片 LP+SP.. 切削直径 Ø50~Ø80 玉米型粗铣刀

球头粗铣刀
Ball end rough milling cutter

ZC..	BCF	SWB..	SWB
D37	D37	D38	D38
适用刀柄 BCF.. 球头立铣刀	适用刀片 ZC.. 切削直径 R10~R25 球头立铣刀	适用刀柄 SWB.. 球头立铣刀	适用刀片SWB.. 切削直径 R12.5~R25 球头立铣刀

球头精铣刀
Ball end finishing milling cutter

ZPFG..	ABPF	ABPF	ZCFW..	ARPF	BNM..
D39	D39	D39	D39	D39	D40
适用刀柄 ABPF.. 球头立铣刀	适用刀片 ZPFG.. 切削直径 R4~R15 球头立铣刀	适用刀片 ZPFG.. 切削直径 R4~R15 球头立铣刀	适用刀柄 ARPF.. 直角台肩立铣刀	适用刀片 ZCFW.. 切削直径 Ø8~Ø30 直角台肩立铣刀	适用刀柄 BNM.. 球头立铣刀

BNM	BNM-R	BNM-S	P3200..	T2139	T2139M
D40	D40	D40	D41	D42	D42
适用刀片BNM.. 切削直径 R5~R15 球头立铣刀	适用刀片 BNM.. 切削直径 R5~R15 球头立铣刀	适用刀片 BNM.. 切削直径 Ø10~Ø20 直角台肩立铣刀	适用刀柄 T2139.. 球头立铣刀	适用刀片 P3200.. 切削直径 R4~R16 球头立铣刀	适用刀片 P3200.. 切削直径 R4~R16 球头立铣刀

钻铣刀
Drilling and milling common

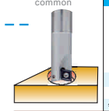

AD/AP..	ASJ
D43	D43
适用刀柄 ASJ.. 钻孔铣削共用立铣刀	适用刀片 AD/AP.. 切削直径 Ø17~Ø35 钻孔铣削共用立铣刀

CC/CP..	CH	TJU
D44	D43	D44
适用刀柄 TJU/CH.. 钻孔铣削共用立铣刀	适用刀片 CC.. 切削直径 Ø14~Ø32 钻孔铣削共用立铣刀	适用刀片 CC/CP.. 切削直径 Ø8~Ø32 钻孔铣削共用立铣刀

三面刃侧铣刀
Three side milling cutter

TGF/TT43..	SMT	SMT	SMT
D55	D55	D55	D56
适用刀柄 SMT.. 三面刃T型槽侧铣刀	适用刀片 TGF/TT.. 切削直径 Ø25~Ø44 三面刃T型槽侧铣刀	适用刀片 TGF/TT.. 切削直径 Ø25~Ø44 三面刃T型槽侧铣刀	适用刀片 TT43L.. 切削直径 Ø63~Ø80 三面刃T型槽侧铣刀

ATS	890	MPHT	DMP	DMP	DMP
D56	D56	D57	D58	D58	D58
适用刀片 CC.. 切削直径 Ø24~Ø49 三面刃T型槽侧铣刀	适用刀片 N331.. 切削直径 Ø98~Ø115 三面刃T型槽侧铣刀	适用刀柄 DMP.. 三面刃T型槽侧铣刀	适用刀片 MPHT.. 切削直径 Ø80~Ø200 三面刃T型槽侧铣刀	适用刀片 MPHT.. 切削直径 Ø80~Ø200 三面刃T型槽侧铣刀	适用刀片 MPHT.. 切削直径 Ø80~Ø200 三面刃T型槽侧铣刀

SPMG	SMP	SMP	XSEQ	SMP01	SMP01
D59	D60	D60	D61	D61	D62
适用刀柄 SMP.. 三面刃T型槽侧铣刀	适用刀片 SPMG.. 切削直径 Ø80~Ø200 三面刃T型槽侧铣刀	适用刀片 SPMG.. 切削直径 Ø80~Ø200 三面刃T型槽侧铣刀	适用刀柄 SMP01.. 三面刃T型槽侧铣刀	适用刀片 XSEQ.. 切削直径 Ø100~Ø250 三面刃T型槽侧铣刀	适用刀片 XSEQ.. 切削直径 Ø63~Ø160 三面刃T型槽侧铣刀

倒角刀
Chamfering

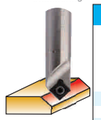

TCMX	SSP	TP	TP
D45	D45	D45	D45
适用刀柄 SSP.. 45°定位倒角刀	适用刀片 TCMX.. 切削直径 Ø40~Ø63 45°定位倒角刀	适用刀柄 TP.. 30°/45°/60°倒角刀	适用刀片 TP.. 切削直径 Ø5~Ø50 30°/45°/60°倒角刀

TCMT	SSO	SSY	TCM	SSH
D46	D46	D46	D46	D46
适用刀柄 TP.. 倒角刀	适用刀片 TCMT.. 切削直径 Ø11~Ø16 15°倒角刀	适用刀片 TCMT.. 切削直径 Ø3~Ø20 30°倒角刀	适用刀片 TCMT.. 切削直径 Ø5~Ø40 45°倒角刀	适用刀片 TCMT.. 切削直径 Ø4~Ø25 60°倒角刀

ADNT	SSK	SDMB	SD	APMT
D47	D47	D47	D47	D48
适用刀柄 SSK.. 45°倒角刀	适用刀片 ADNT.. 切削直径 Ø8~Ø20 45°倒角刀	适用刀柄 SD.. 45°倒角刀	适用刀片 SDMB.. 切削直径 Ø3~Ø50 内外45°倒角刀	适用刀柄 SSK.. 45°倒角刀

SSK	MC	BC	MC	CA
D48	D49	D49	D49	D50
适用刀片 APMT.. 切削直径 Ø3~Ø50 45°倒角刀	适用刀片 SDMT.. 切削直径 Ø12~Ø30 倒角刀	适用刀片 TCMT.. 切削直径 Ø20~Ø31 倒拔45°倒角刀	适用刀片 CCMT.. 切削直径 Ø18~Ø40 倒拔弧头刀	适用刀片 CCMT.. 切削直径 Ø18~Ø98 模还专用双倒角沉头

高进给铣刀
High feed milling cutter



双面 HNGX	KSHR
D70	D70
适用刀柄 KSHR.. 高进给立铣刀	适用刀片 HNGX.. 切削直径 Ø40~Ø315 高进给立铣刀

双面 BLMP	TEBL	TEBL	双面 LNMU	EXN03	EXN03
D71	D71	D71	D72	D72	D72
适用刀柄 TEBL.. 高进给立铣刀	适用刀片 BLMP.. 切削直径 Ø16~Ø33 高进给立铣刀	适用刀片 BLMP.. 切削直径 Ø40~Ø63 高进给立铣刀	适用刀柄 EXN03.. 高进给立铣刀	适用刀片 LNMU.. 切削直径 Ø16~Ø35 高进给立铣刀	适用刀片 LNMU.. 切削直径 Ø40~Ø63 高进给立铣刀

JOMW/JDMW	AJX	AJX	AJX	OD	HEP
D63	D63	D64	D64	D70	D68
适用刀柄 AJX.. 高进给立铣刀	适用刀片 JDMW.. 切削直径 Ø16~Ø50 高进给立铣刀	适用刀片 JDMW.. 切削直径 Ø50~Ø100 高进给立铣刀	适用刀片 JDMW.. 切削直径 Ø16~Ø26 高进给立铣刀	适用刀片 ODMT.. 切削直径 Ø63~Ø125 高进给立铣刀	适用刀片 XDMT.. 切削直径 Ø63~Ø200 高进给立铣刀

EPNW	SDMT	ASR	ASR	ASF	ASRM
D66	D66	D65	D66	D66	D66
适用刀柄 ASR06.. 高进给立铣刀	适用刀柄 ASF15.. 高进给立铣刀	适用刀片 JDMW.. 切削直径 Ø16~Ø40 高进给立铣刀	适用刀片 EPNW.. 切削直径 Ø50~Ø63 高进给立铣刀	适用刀片 SDMT.. 切削直径 Ø80~Ø200 高进给立铣刀	适用刀片 EPNW.. 切削直径 Ø16~Ø40 高进给立铣刀

WDMW	SKS	SKS	WPMT	TXP	TXP
D68	D67	D68	D69	D69	D69
适用刀柄 SKS.. 高进给立铣刀	适用刀片 WDMW.. 切削直径 Ø16~Ø40 高进给立铣刀	适用刀片 WDMW.. 切削直径 Ø50~Ø100 高进给立铣刀	适用刀柄 TXP.. 高进给立铣刀	适用刀片WPMT.. 切削直径 Ø25~Ø40 高进给立铣刀	适用刀片 WPMT.. 切削直径 Ø50~Ø100 高进给立铣刀

面铣刀
Face milling

SEET	R245	SEMT	ASX445
D74	D74	D73	D73
适用刀柄 R245.. 平面铣削加工	适用刀片 SEET.. 切削直径 Ø63~Ø250 平面铣削加工	适用刀柄 ASX445.. 切削直径 Ø50~Ø250 平面铣削加工	适用刀片 SEMT.. 切削直径 Ø50~Ø250 平面铣削加工

SEKT	KM	SEHT	AL-KM	SEKN
D76	D75	D76	D75	D78
适用刀柄 KM.. 平面铣削加工	适用刀片 SEKT.. 切削直径 Ø50~Ø300 平面铣削加工	适用刀柄 KM.. 平面铣削加工	适用刀片 SEHT.. 切削直径 Ø50~Ø300 平面铣削加工	适用刀柄 SE.. 平面铣削加工

SEKR	SD-45°	SE-45°	SP-65°	FP-75°
D78	D77	D77	D77	D78
适用刀柄 SE.. 平面铣削加工	适用刀片 SD.. 切削直径 Ø80~Ø300 平面铣削加工	适用刀片 SE.. 切削直径 Ø80~Ø300 平面铣削加工	适用刀片 SP.. 切削直径 Ø80~Ø300 平面铣削加工	适用刀片 SP.. 切削直径 Ø80~Ø300 平面铣削加工

直角台肩立铣刀
Right angle end mill

双面 WNMU	R217.96	R217.96	双面 WNMU	MFWN	双面 6NGU	6NTE	6NTF	3PKT..	3PTE..
D03	D03	[illegible]	D04	D04	D05	D05	D06	D07	D07
适用刀柄 R217.96.. 直角台肩立铣刀	适用刀片 WN.. 切削直径 Ø20~Ø35 直角台肩立铣刀	适用刀片 WN.. 切削直径 Ø40~Ø63 直角台肩立铣刀	适用刀柄 MFWN.. 直角台肩立铣刀	适用刀片 WN.. 切削直径 Ø50~Ø250 直角台肩立铣刀	适用刀柄 6NT.. 直角台肩立铣刀	适用刀片 6NGU.. 切削直径 Ø20~Ø40 直角台肩立铣刀	适用刀片 6NGU.. 切削直径 Ø40~Ø160 直角台肩立铣刀	适用刀柄 3PT.. 直角台肩立铣刀	适用刀片 3PKT.. 切削直径 Ø16~Ø50 直角台肩立铣刀

3PTF..	JDMT	AHU	AHUB	AHUM	JDMT07..	ASM	ASMM	APKT..	AP1003..	BT..-AP10..	AP1003..
D08	D10	D09	D10	D10	D11	D11	D11	D12	D12	D12	D12
适用刀片 3PKT.. 切削直径 Ø40~Ø160 直角台肩立铣刀	适用刀柄 AHU 直角台肩立铣刀	适用刀片 JDMT.. 切削直径 Ø10~Ø50 直角台肩立铣刀	适用刀片 JDMT.. 切削直径 Ø50~Ø100 直角台肩立铣刀	适用刀片 JDMT.. 切削直径 Ø10~Ø35 直角台肩立铣刀	适用刀柄 ASM.. 直角台肩立铣刀	适用刀片 JDMT07.. 切削直径 Ø8~Ø21 直角台肩立铣刀	适用刀片 JDMT07.. 切削直径 Ø8~Ø32 直角台肩立铣刀	适用刀柄 AP10.. 直角台肩立铣刀	适用刀片 APKT.. 切削直径 Ø16~Ø20 直角台肩立铣刀	适用刀片 APKT.. 切削直径 Ø16~Ø32 直角台肩立铣刀	适用刀片 APKT.. 切削直径 Ø40~Ø63 直角台肩立铣刀

APMT	BAP	AL-BAP	MA-AP	BAPM	BAP	RAP	R390..	R390	R390	R390	BT-R390
D13	D14	D15	D15	D16	D16	D16	D17	D17	D18	D18	D18
适用刀柄 BAP.. 直角台肩立铣刀	适用刀片 APMT.. 切削直径 Ø10~Ø50 直角台肩立铣刀	适用刀片 APMT.. 切削直径 Ø50~Ø300 直角台肩立铣刀	适用刀片 APMT.. 切削直径 Ø74~Ø326 直角台肩立铣刀	适用刀片 APMT.. 切削直径 Ø16~Ø35 直角台肩立铣刀	适用刀片 APMT.. 切削直径 Ø16~Ø300 直角台肩立铣刀	适用刀片 APMT.. 切削直径 Ø50~Ø250 直角台肩立铣刀	适用刀柄 R390.. 直角台肩立铣刀	适用刀片 R390.. 切削直径 Ø16~Ø32 直角台肩立铣刀	适用刀片 R390.. 切削直径 Ø16~Ø35 直角台肩立铣刀	适用刀片 R390.. 切削直径 Ø50~Ø160 直角台肩立铣刀	适用刀片 R390.. 切削直径 Ø50~Ø232 直角台肩立铣刀

RT..	RT	RT	XOMX	T217.69	AOMT	EPX3000	SEET..	FMP02R	AP/AD..	UEX	BT-EDC
D19	D20	D20	D20	D20	D21	D21	D22	D22	D23	D23	D23
适用刀柄 RT.. 直角台肩立铣刀	适用刀片 RT.. 切削直径 Ø6~Ø35 直角台肩立铣刀	适用刀片 RT.. 切削直径 Ø10~Ø35 直角台肩立铣刀	适用刀柄 T217.69.. 直角台肩立铣刀	适用刀片 XOMX.. 切削直径 Ø8~Ø26 直角台肩立铣刀	适用刀柄 EPX3000.. 直角台肩立铣刀	适用刀片 AOMT.. 切削直径 Ø12~Ø40 直角台肩立铣刀	适用刀柄 FMP02R.. 直角台肩立铣刀	适用刀片 SEET.. 切削直径 Ø50~Ø315 直角台肩立铣刀	适用刀柄 UEX.. 直角台肩立铣刀	适用刀片 AP/AD.. 切削直径 Ø12~Ø30 直角台肩立铣刀	适用刀片 EDC.. 切削直径 Ø16~Ø32 直角台肩立铣刀

AXMT	TE90	TE90	TP..	TP	TP	SSD90	ASX400	WFX12	WFX17
D24	D24	D24	D25	D25	D25	D26	D26	D26	D26
适用刀柄 TE90.. 直角台肩立铣刀	适用刀片AXMT.. 切削直径 Ø8~Ø35 直角台肩立铣刀	适用刀片AXMT.. 切削直径 Ø9~Ø35 直角台肩立铣刀	适用刀柄 TP.. 直角台肩立铣刀	适用刀片 TP.. 切削直径 Ø16~Ø80 直角台肩立铣刀	适用刀片 TP.. 切削直径 Ø40~Ø200 直角台肩立铣刀	适用刀片 SDMT.. 切削直径 Ø50~Ø125 直角台肩立铣刀	适用刀片 SPMT.. 切削直径 Ø50~Ø160 直角台肩立铣刀	适用刀片 SOMT.. 切削直径 Ø50~Ø125 直角台肩立铣刀	适用刀片 AXMT.. 切削直径 Ø50~Ø160 直角台肩立铣刀

圆角立铣刀
Fillet end mill

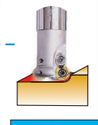

RD..	TRS	TRS	TRS	RN..	KDR	KDR
D33	D34	D35	D35	D36	D36	D36
适用刀柄 TRS.. 圆角立铣刀	适用刀片 RD.. 切削直径 Ø8~Ø40 圆角立铣刀	适用刀片 RD.. 切削直径 Ø50~Ø160 圆角立铣刀	适用刀片 RD.. 切削直径 Ø9~Ø35 圆角立铣刀	适用刀柄 KDR.. 圆角立铣刀	适用刀片 RN.. 切削直径 Ø32~Ø40 圆角立铣刀	适用刀片 RN.. 切削直径 Ø40~Ø100 圆角立铣刀

BT-MFT	MFL
D79	D80
适用刀头 螺纹锁牙头 锁牙式刀柄	适用刀头 螺纹锁牙头 锁牙式刀柄

RP..	EMR	EMRM	EMR	EMRW	RC..	R200	R200
D27	D28	D28	D29	D29	D31	D32	D32
适用刀柄 EMR.. 圆角立铣刀	适用刀片 RP.. 切削直径 Ø50~Ø300 圆角立铣刀	适用刀片 RP.. 切削直径 Ø16~Ø35 圆角立铣刀	适用刀片 RP.. 切削直径 Ø10~Ø50 圆角立铣刀	适用刀片 RP.. 切削直径 Ø12~Ø50 圆角立铣刀	适用刀柄 R200.. 圆角立铣刀	适用刀片 RC.. 切削直径 Ø20~Ø32 圆角立铣刀	适用刀片 RC.. 切削直径 Ø50~Ø200 圆角立铣刀

WNMU 双面六角铣削刀杆刀盘
Double sided hexagon milling cutter head

WNMU 平面高进给 / 双面有孔 / 铣削刀片

刀片(Insert):
WNMU0404 ZP153
Ap:0.6-3.0 (mm)
Fz:0.08-0.60 (mm/rev)
Vc:100-260 (m/min)

切削形态: Cutting Environment — ● 稳定切削 Stable Cutting; ◐ 一般切削 General Cutting; ✖ 不稳定切削 Unstable Cutting

			PCD	CBN-K	CBN-S	ZN60	ZK01	ZC32S	ZP201	ZP150	ZP152	ZP153	ZP163
P	钢	Steel	●	◐	◐	✖	✖	✖	✖	◐	◐	●	●
M	不稳定钢	Stainless Steel				◐		◐	◐	✖	✖	◐	◐
K	铸铁	Iron		●		◐		◐	✖	✖	✖		
N	铝/铜/镁/锌/塑料/木材	Aluminum/Copper/Magnesium/Zinc/Plastic/Wood	●				◐						
S	硬质合金/粉末冶金	Carbide/Powder Metallurgy	●							✖	✖	◐	●
H	钛/高温合金/碳纤维	Titanium/Superalloy/Carbon Fiber	●							✖	✖	◐	●

用途 Application	产品图片 Product Image	几何尺寸 Dimensioning	规格型号 Specification	尺寸 Dimension (mm) rε	A	B	T	配套刀柄 Matching Toolholder	PCD	CBN-K	CBN-S	ZN60	ZK01	ZC32S	ZP201	ZP150	ZP152	ZP153	ZP163
高进给铣削加工 High Feed Milling		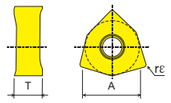	WNMU 0404	0.8	6.35	-	4.76	刀柄: (Toolholder) D03				●	●	●	●	●		

R217.96 机夹式快进给立铣刀-双面六角刀片
Clip-Type Fast Feed End Milling Cutter -Double-Sided Hexagonal Insert

切削参数 (Cutting Parameters): R15-R18
零配件 (Spare Parts): P01-P04

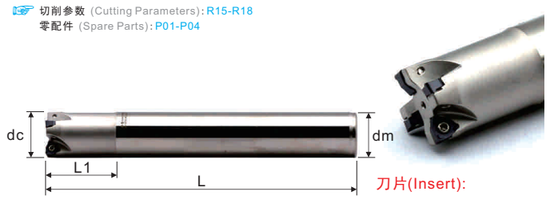

刀片(Insert):
WNMU0404 ZP153
Ap:0.6-3.0 (mm)
Fz:0.08-0.60 (mm/rev)
Vc:100-260 (m/min)

● 特点：高进给，高效率
★ Characteristic: High Feed, High Efficiency

订购编码 Order Number	规格型号 Specification	尺寸 Dimensions dc	dm	L1	L	刃数 Edge	价格 Price
337200	R217.96-2020-04-3A	20	20	30	150	3	800
337202	R217.96-2021-04-3A	21	20	30	150	3	820
337204	R217.96-2525-04-4A	25	25	60	170	4	950
337206	R217.96-2526-04-4A	26	25	35	170	4	1020
337208	R217.96-3230-04-5A	30	32	70	200	5	1750
337210	R217.96-3232-04-5A	32	32	70	200	5	1900
337212	R217.96-3235-04-5A	35	32	35	200	5	2000

R217.96 机夹式快进给立铣刀刀盘-双面六角刀片
Clip-Type Fast Feed End Milling Cutter Head -Double-Sided Hexagonal Insert

切削参数 (Cutting Parameters): R15-R18
零配件 (Spare Parts): P01-P04



刀片(Insert):
WNMU0404 ZP153
Ap:0.6-3.0 (mm)
Fz:0.08-0.60 (mm/rev)
Vc:100-260 (m/min)

● 特点：高进给，高效率
★ Characteristic: High Feed, High Efficiency

订购编码 Order Number	规格型号 Specification	尺寸 Dimensions D	d	H		刃数 Edge	价格 Price
337220	R217.96-0040-04-6A	40	16	40		6	1100
337222	R217.96-0050-04-6A	50	22	45		6	1350
337226	R217.96-0063-04-8A	63	22	45		8	1550

WNMU 平面高进给 / 双面有孔 / 铣削刀片

刀片(Insert):
WNMU0806 ZP153
Ap:0.6-8.0 (mm)
Fz:0.08-0.60 (mm/rev)
Vc:100-260 (m/min)

切削形态: Cutting Environment — ● 稳定切削 Stable Cutting; ◐ 一般切削 General Cutting; ✖ 不稳定切削 Unstable Cutting

			PCD	CBN-K	CBN-S	ZN60	ZK01	ZC32S	ZP201	ZP150	ZP152	ZP153	ZP163
P	钢	Steel	●	◐	◐	✖	✖	✖	✖	◐	◐	●	●
M	不稳定钢	Stainless Steel				◐		◐	◐	✖	✖	◐	◐
K	铸铁	Iron		●		◐		◐	✖	✖	✖		
N	铝/铜/镁/锌/塑料/木材	Aluminum/Copper/Magnesium/Zinc/Plastic/Wood	●				◐						
S	硬质合金/粉末冶金	Carbide/Powder Metallurgy	●							✖	✖	◐	●
H	钛/高温合金/碳纤维	Titanium/Superalloy/Carbon Fiber	●							✖	✖	◐	●

用途 Application	产品图片 Product Image	几何尺寸 Dimensioning	规格型号 Specification	尺寸 Dimension (mm) rε	A	B	T	配套刀柄 Matching Toolholder	PCD	CBN-K	CBN-S	ZN60	ZK01	ZC32S	ZP201	ZP150	ZP152	ZP153	ZP163
高进给铣削加工 High Feed Milling		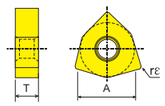	WNMU 080604EN-GM 080608EN-GM 低阻力 080608EN-SM 重切削用 080608EN-GH	0.4 0.8 0.8 0.8	14.02 14.02 14.02 14.02	- - - -	6.65 6.65 6.65 6.65	刀柄: (Toolholder) D04				●	●	●	●	●		

MFWN 机夹式快进给立铣刀-双面六角刀片
Clip-Type Fast Feed End Milling Cutter-Double-Sided Hexagonal Insert

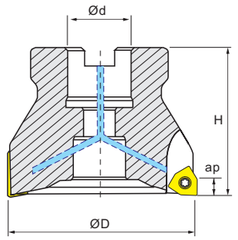

切削参数 (Cutting Parameters): R15-R18
零配件 (Spare Parts): P01-P04

刀片(Insert):
WNMU0806 ZP153
Ap:0.6-8.0 (mm)
Fz:0.08-0.60 (mm/rev)
Vc:100-260 (m/min)

规格型号 Specification		尺寸 Dimensions (mm) D	d	H			刃数 Edges	重量 (kg)	刀片 Insert	螺钉 Screw	扳手 Wrench	库存 Stock	编码 Code	Price (RMB)
MFWN	90050R-3T-M	50	22	50			3	0.4	WNMU0806..	M5.0×14	T20	●	337230	857
	90063R-3T-M	63	22	50			3	0.5				●	337232	1000
	90063R-4T-M	63	22	50			4	0.5				●	337234	1050
	90063R-5T-M	63	22	50			5	0.5				●	337236	1050
	90080R-4T-M	80	27	50			4	1.0				●	337238	1200
	90080R-5T-M	80	27	50			5	1.0				●	337240	1283
	90080R-7T-M	80	27	50			7	1.1				●	337242	1867
	90100R-5T-M	100	32	50			5	1.3				●	337244	1900
	90100R-7T-M	100	32	50			7	1.3				●	337246	1983
	90100R-9T-M	100	32	50			9	1.3				●	337248	2567
	90125R-6T-M	125	40	63			6	2.5				●	337250	2300
	90125R-8T-M	125	40	63			8	2.6				●	337252	2333
	90125R-12T-M	125	40	63			12	2.6				●	337254	3267
	90160R-8T-M	160	40	63			8	3.8				●	337256	3100
	90160R-10T-M	160	40	63			10	3.9				●	337258	3150
	90160R-14T-M	160	40	63			14	3.9				●	337260	4317
	90200R-10T-M	200	60	63			10	6.0				●	337262	4300
	90200R-12T-M	200	60	63			12	6.3				●	337264	4387
	90200R-16T-M	200	60	63			16	6.4				●	337266	5787
	90250R-12T-M	250	60	63			12	8.4				●	337268	7300
	90250R-14T-M	250	60	63			14	8.7				●	337270	7350
	90250R-18T-M	250	60	63			18	8.8				●	337272	9217

刀杆刀盘
直角台肩立铣刀
圆角铣刀
球头铣刀
钻铣刀杆
倒角刀杆
玉米铣刀
三面刃槽刀
快进给系列
龙门平面铣刀
锁牙式刀柄

6NGU 直角台肩 双面有孔 铣削刀片

切削形态: Cutting Environment — ● 稳定切削 Stable Cutting; ● 一般切削 General Cutting; ✕ 不稳定切削 Unstable Cutting

			PCD	CBN-K	CBN-S	ZN60	ZK01	ZC32S	ZP01	ZP151	ZP152	ZP153	ZP163
P	钢	Steel		●	●			●	✕	✕	✕	●	●
M	不锈钢	Stainless Steel			●			●	✕	✕	✕	●	●
K	铸铁	Iron		●		●		●	✕	✕	✕		
N	铝/铜/镁/锌/塑料/木材	Aluminum/Copper/Magnesium/Zinc/Plastic/Wood	●				●						
S	硬质合金/粉末冶金	Carbide/Powder Metallurgy	●								✕	●	●
H	钛/高温合金/碳纤维	Titanium/Superalloy/Carbon Fiber	●								✕	●	●

用途 Application	产品图片 Product Image	几何尺寸 Dimensioning	规格型号 Specification	尺寸 Dimension (mm) rε	A	B	T	L	a	配套刀柄 Matching Toolholder
直角台肩铣削 Right Angle Milling		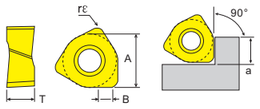	6NGU 060404R-M	0.4	9.26	2.36	4.76	-	6.2	刀柄: (Toolholder) D05-D06
			060405R-M	0.5	9.26	2.36	4.76	-	6.2	
			060408R-M	0.8	9.26	1.96	4.76	-	6.2	
			060410R-M	1.0	9.26	1.76	4.76	-	6.2	
			060416R-M	1.6	9.26	1.16	4.76	-	6.2	
直角台肩铣削 Right Angle Milling		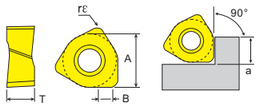	6NGU 090504R-M	0.4	13.05	2.2	6.74	-	9.2	刀柄: (Toolholder) D05-D06
			090508R-M	0.8	13.05	2.0	6.74	-	9.2	
			090516R-M	1.6	13.05	1.2	6.74	-	9.2	

■ 6NTE90 直角台肩铣刀

Right Angle Shoulder Milling Cutter

0° 粗加工 Roughing | 挖掘加工 Pocket milling | 槽、切入加工 Slotting plunge milling | 台阶面加工 Shoulder milling | 含平面仿形加工 Copy milling

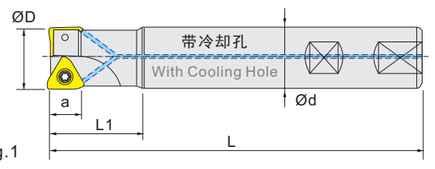

Fig.1

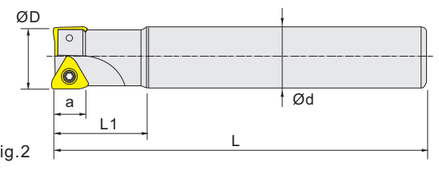

Fig.2

切削参数 (Cutting Parameters): R15-R18
零配件 (Spare Parts): P01-P04

规格型号 Specification	尺寸 Dimensions (mm) D	d	L	L1	ap	刃数 Edges	图示 Fig	刀片 Insert	螺钉 Screw	扳手 Wrench	库存 Stock	编码 Code	Price (RMB)
6NTE90-225-W25-06	25	25	100	30	6.2	2	1	6NGU0604..	M3.0×8 M4.0×10	T10 T15	○	337300	1000
6NTE90-225-25-06-L150	25	25	150	30	6.2	2	2				○	337301	800
6NTE90-232-W32-06	32	32	110	40	6.2	2	1				○	337302	1000
6NTE90-232-32-06-L160	32	32	160	40	6.2	2	2				○	337303	800
6NTE90-332-W32-06	32	32	110	40	6.2	3	1				○	337304	1000
6NTE90-332-32-06-L160	32	32	160	40	6.2	3	2				○	337305	800
6NTE90-340-W32-06	40	32	115	40	6.2	3	1				○	337306	1200
6NTE90-340-32-06-L200	40	32	200	40	6.2	3	2				○	337307	1000
6NTE90-440-W32-06	40	32	115	40	6.2	4	1				○	337308	1500
6NTE90-232-W32-09	32	32	110	40	9.2	2	1	6NGU0905..	M3.0×8 M4.0×10	T10 T15	○	337309	1000
6NTE90-232-32-09-L160	32	32	160	40	9.2	2	2				○	337310	900
6NTE90-340-W32-09	40	32	120	40	9.2	3	1				○	337311	1200
6NTE90-340-32-09-L200	40	32	200	40	9.2	3	2				○	337312	1000
6NTE90-440-W32-09	40	32	120	40	9.2	4	1				○	337313	1500

■ 6NTE90 直角锁牙式刀头

Right angle locking toolholder

0° 粗加工 Roughing | 挖掘加工 Pocket milling | 槽、切入加工 Slotting plunge milling | 台阶面加工 Shoulder milling | 含平面仿形加工 Copy milling

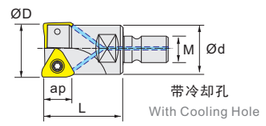

切削参数 (Cutting Parameters): R15-R18
零配件 (Spare Parts): P01-P04

规格型号 Specification	尺寸 Dimensions (mm) D	d	L	M	ap	刃数 Edges	刀片 Insert	螺钉 Screw	扳手 Wrench	库存 Stock	编码 Code	Price (RMB)
6NTE90-225-M12-06	25	21	35	M12	6.2	2	6NGU0604..	M3.0×8 M4.0×10	T10 T15	○	337320	700
6NTE90-332-M16-06	32	29	43	M16	6.2	3				○	337321	800
6NTE90-440-M16-06	40	29	43	M16	6.2	4				○	337322	900
6NTE90-232-M16-09	32	29	43	M16	9.2	2	6NGU0905..	M3.0×8 M4.0×10	T10 T15	○	337323	800
6NTE90-340-M16-09	40	29	43	M16	9.2	3				○	337324	900
6NTE90-440-M16-09	40	29	43	M16	9.2	4				○	337325	1000

■ 6NTF90 直角台肩铣刀刀盘

Right Angle Shoulder Milling Cutter

0° 粗加工 Roughing | 挖掘加工 Pocket milling | 槽、切入加工 Slotting plunge milling | 台阶面加工 Shoulder milling | 含平面仿形加工 Copy milling

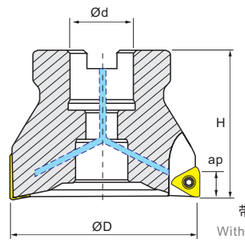

切削参数 (Cutting Parameters): R15-R18
零配件 (Spare Parts): P01-P04

规格型号 Specification	尺寸 Dimensions (mm) D	d	H	ap	刃数 Edges	重量 (kg)	刀片 Insert	螺钉 Screw	扳手 Wrench	库存 Stock	编码 Code	Price (RMB)
6NTF90-440-16R-06	40	16	40	6.2	4	0.3	6NGU0604..	M3.0×8 M4.0×10	T10 T15	○	337326	1000
6NTF90-450-22R-06	50	22	40	6.2	4	0.4				○	337327	1000
6NTF90-650-22R-06	50	22	40	6.2	6	0.4				○	337328	1200
6NTF90-463-22R-06	63	22	40	6.2	4	0.5				○	337329	1200
6NTF90-663-22R-06	63	22	40	6.2	6	0.5				○	337330	1400
6NTF90-763-22R-06	63	22	40	6.2	7	0.5				○	337331	1500
6NTF90-580-27R-06	80	27	50	6.2	5	1.0				○	337332	1500
6NTF90-780-27R-06	80	27	50	6.2	7	1.0				○	337333	1600
6NTF90-980-27R-06	80	27	50	6.2	9	1.0				○	337334	1700
6NTF90-6100-32R-06	100	32	50	6.2	6	1.9				○	337335	2000
6NTF90-8100-32R-06	100	32	50	6.2	8	1.9				○	337336	2200
6NTF90-11100-32R-06	100	32	50	6.2	11	1.9				○	337337	2500
6NTF90-7125-40R-06	125	40	63	6.2	7	3.2				○	337338	2200
6NTF90-11125-40R-06	125	40	63	6.2	11	3.2				○	337339	2500
6NTF90-14125-40R-06	125	40	63	6.2	14	3.2				○	337340	2800
6NTF90-450-22R-09	50	22	40	9.2	4	0.34	6NGU0905..	M3.0×8 M4.0×10	T10 T15	○	337341	1000
6NTF90-550-22R-09	50	22	40	9.2	5	0.35				○	337342	1200
6NTF90-463-22R-09	63	22	40	9.2	4	0.48				○	337343	1200
6NTF90-663-22R-09	63	22	40	9.2	6	0.51				○	337344	1400
6NTF90-763-22R-09	63	22	40	9.2	7	0.51				○	337345	1500
6NTF90-580-27R-09	80	27	50	9.2	5	1.04				○	337346	1500
6NTF90-780-27R-09	80	27	50	9.2	7	1.05				○	337347	1600
6NTF90-980-27R-09	80	27	50	9.2	9	1.07				○	337348	1700
6NTF90-6100-32R-09	100	32	50	9.2	6	1.85				○	337349	2000
6NTF90-8100-32R-09	100	32	50	9.2	8	1.82				○	337350	2200
6NTF90-11100-32R-09	100	32	50	9.2	11	1.9				○	337351	2500
6NTF90-7125-40R-09	125	40	63	9.2	7	3.07				○	337352	2200
6NTF90-11125-40R-09	125	40	63	9.2	11	3.09				○	337353	2500
6NTF90-14125-40R-09	125	40	63	9.2	14	3.15				○	337354	2800
6NTF90-12160-40R-09	160	40	63	9.2	12	4.27				○	337355	3000
6NTF90-16160-40R-09	160	40	63	9.2	16	4.29				○	337356	3500

3PKT 直角台肩 有孔 铣削刀片

切削形态: Cutting Environment ● 稳定切削 Stable Cutting ◐ 一般切削 General Cutting ✕ 不稳定切削 Unstable Cutting

			PCD	CBN-K	CBN-S	ZN60	ZK01	ZC32S	ZP101	ZP151	ZP152	ZP153	ZP163
P	钢	Steel			◐	◐		◐	✕	✕	✕	◐	●
M	不锈钢	Stainless Steel				◐		◐	✕	✕	✕	◐	◐
K	铸铁	Iron		●		◐		◐	✕	✕	✕		
N	铝/铜/镁/锌/塑料/木材	Aluminum/Copper/Magnesium/Zinc/Plastic/Wood	●				●						
S	硬质合金/粉末冶金	Carbide/Powder Metallurgy	●							✕	✕	◐	●
H	钛/高温合金/碳纤维	Titanium/Superalloy/Carbon Fiber	●							✕	✕	◐	●

Application 用途	产品图片 Product Image	几何尺寸 Dimensioning	规格型号 Specification	尺寸 Dimension (mm) rε	A	B	T	L	a	配套刀柄 Matching Toolholder	PCD	CBN-K	CBN-S	ZN60	ZK01	ZC32S	ZP101	ZP151	ZP152	ZP153	ZP163
直角台肩铣削 Right Angle Milling		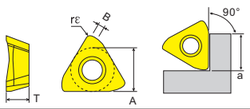	3PKT 100404R-M 100408R-M 150508R-M 190608R-M 190616R-M	0.4 0.5 0.8 1.0 1.6	6.9 6.9 10.7 13.5 13.5	1.3 0.9 1.6 2.0 1.2	4 4 5 6 6	- - - - -	7 7 11 15 15	刀柄: (Toolholder) D07-D08						●		●	●	●	
直角台肩铣削 Right Angle Milling		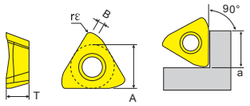	3PKT 100404R-ML 150508R-ML 190608R-ML	6.9 10.7 13.5	6.9 10.7 13.5	0.9 1.6 2.0	4 5 6	- - -	7 11 15	刀柄: (Toolholder) D07-D08						●		●	●	●	
直角台肩铣削 Right Angle Milling	铝专用 Special for Aluminum	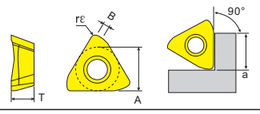	3PHT 100404R-AL 100408R-AL 150508R-AL 190608R-AL	6.9 6.9 10.7 13.5	6.9 6.9 10.7 13.5	1.3 0.9 1.6 2.0	4 4 5 6	- - - -	7 7 11 15	刀柄: (Toolholder) D07-D08						● ● ● ●					

■ 3PTE90 直角台肩铣刀

Right Angle Shoulder Milling Cutter

0° 粗加工 Roughing | 挖掘加工 Pocket milling | 槽、切入加工 Shoot plunge milling | 台阶面加工 Shoulder milling | 仿形加工 Copy milling

切削参数 (Cutting Parameters): R15-R18
零配件 (Spare Parts): P01-P04

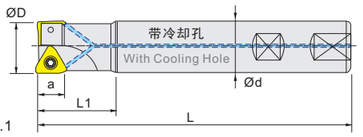

Fig.1

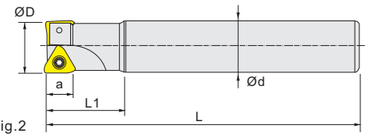

Fig.2

规格型号 Specification	尺寸 Dimensions (mm) D	d	L	L1	ap	刃数 Edges	图示 Fig	刀片 Insert	螺钉 Screw	扳手 Wrench	库存 Stock	编码 Code	Price (RMB)
3PTE90-116-W16-10	16	16	90	20	7	1	1	3PKT1004..	M2.5×6	T8	○	337400	800
3PTE90-220-W20-10	20	20	90	25	7	2	1				○	337401	800
3PTE90-220-20-10-L170	20	20	170	40	7	2	2				○	337402	600
3PTE90-221-20-10-L200	21	20	200	30	7	2	2				○	337403	600
3PTE90-222-W20-10	22	20	100	25	7	2	1				○	337404	800
3PTE90-225-25-10-L210	25	25	210	40	7	2	2				○	337405	600
3PTE90-325-W25-10	25	25	100	30	7	3	1				○	337406	600
3PTE90-325-25-10-L210	25	25	210	40	7	3	2				○	337407	800
3PTE90-226-25-10-L250	26	25	250	30	7	2	2				○	337408	1000
3PTE90-330-W25-10	30	25	110	35	7	3	1				○	337409	1000
3PTE90-332-32-10-L250	32	32	250	60	7	3	2				○	337410	900
3PTE90-432-W32-10	32	32	110	40	7	4	1				○	337411	1000
3PTE90-532-W32-10	32	32	110	40	7	5	1				○	337412	1000
3PTE90-333-32-10-L250	33	32	250	35	7	3	2				○	337413	900
3PTE90-440-32-10-L200	40	32	200	40	7	4	2				○	337414	1200
3PTE90-540-W32-10	40	32	115	40	7	5	1				○	337415	1500
3PTE90-640-W32-10	40	32	115	40	7	6	1				○	337416	1600
3PTE90-232-W32-15	32	32	110	40	11	2	1	3PKT1505..	M4.0×10	T15	○	337417	900
3PTE90-232-32-15-L250	32	32	250	60	11	2	2				○	337418	1000
3PTE90-332-W32-15	32	32	110	40	11	3	1				○	337419	900
3PTE90-332-32-15-L250	32	32	250	60	11	3	2				○	337420	1200
3PTE90-233-32-15-L250	33	32	250	40	11	2	2				○	337421	1000
3PTE90-340-W32-15	40	32	110	40	11	3	1				○	337422	1000
3PTE90-340-32-15-L200	40	32	200	40	11	3	2				○	337423	1100
3PTE90-440-W32-15	40	32	110	40	11	4	1				○	337424	1200
3PTE90-240-32-19-L250	40	32	250	45	15	2	2	3PKT1906..	M4.5×12	T20	○	337425	1300
3PTE90-240-W32-19	40	32	115	45	15	2	1				○	337426	1500
3PTE90-340-32-19-L200	40	32	200	45	15	3	2				○	337427	1500
3PTE90-450-W32-19	50	32	115	45	15	4	1				○	337428	1600

■ 3PTE90 直角锁牙式刀头

Right angle locking toolholder

0° 粗加工 Roughing | 挖掘加工 Pocket milling | 槽、切入加工 Shoot plunge milling | 台阶面加工 Shoulder milling | 仿形加工 Copy milling

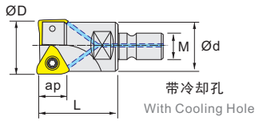

切削参数 (Cutting Parameters): R15-R18
零配件 (Spare Parts): P01-P04

规格型号 Specification	尺寸 Dimensions (mm) D	d	L	M	ap	刃数 Edges		刀片 Insert	螺钉 Screw	扳手 Wrench	库存 Stock	编码 Code	Price (RMB)
3PTE90-220-M10-10	20	18	35	M10	7	2		3PKT1004..	M2.5×6	T8	○	337430	900
3PTE90-325-M12-10	25	21	35	M12	7	3					○	337431	900
3PTE90-432-M16-10	32	29	43	M16	7	4					○	337432	1000
3PTE90-532-M16-10	32	29	43	M16	7	5					○	337433	1200
3PTE90-540-M16-10	40	29	43	M16	7	5					○	337434	1200
3PTE90-640-M16-10	40	29	43	M16	7	6					○	337435	1500
3PTE90-232-M16-15	32	29	43	M16	11	2		3PKT1505..	M4.0×10	T15	○	337436	1000
3PTE90-332-M16-15	32	29	43	M16	11	3					○	337437	1200
3PTE90-340-M16-15	40	29	43	M16	11	3					○	337438	1200
3PTE90-440-M16-15	40	29	43	M16	11	4					○	337439	1500
3PTE90-340-M16-19	40	29	43	M16	15	3		3PKT1906..	M4.5×12	T20	○	337440	1500

■ 3PTF90 直角台肩铣刀

Right Angle Shoulder Milling Cutter

0° 粗加工 Roughing | 挖掘加工 Pocket milling | 槽、切入加工 Shoot plunge milling | 台阶面加工 Shoulder milling | 仿形加工 Copy milling

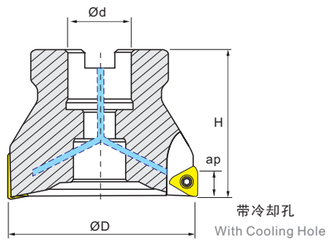

切削参数 (Cutting Parameters): R15-R18
零配件 (Spare Parts): P01-P04

规格型号 Specification	尺寸 Dimensions (mm) D	d	H	ap		刃数 Edges	重量 (kg)	刀片 Insert	螺钉 Screw	扳手 Wrench	库存 Stock	编码 Code	Price (RMB)
3PTF90-540-16R-10	40	16	40	7		5	0.3	3PKT1004..	M2.5×6	T8	○	337441	700
3PTF90-640-16R-10	40	16	40	7		6	0.3				○	337442	800
3PTF90-650-22R-10	50	22	40	7		6	0.4				○	337443	800
3PTF90-750-22R-10	50	22	40	7		7	0.4				○	337444	1000
3PTF90-863-22R-10	63	22	40	7		8	0.5				○	337445	1000
3PTF90-963-22R-10	63	22	40	7		9	0.5				○	337446	1000
3PTF90-450-22R-15	50	22	40	11		4	0.3	3PKT1505..	M4.0×10	T15	○	337447	1000
3PTF90-550-22R-15	50	22	40	11		5	0.3				○	337448	1000
3PTF90-663-22R-15	63	22	40	11		6	0.5				○	337449	1000
3PTF90-780-27R-15	80	27	50	11		7	1.0				○	337450	1200
3PTF90-880-27R-15	80	27	50	11		8	1.0				○	337451	1200
3PTF90-8100-32R-15	100	32	50	11		8	1.9				○	337452	1500
3PTF90-10100-32R-15	100	32	50	11		10	1.9				○	337453	1600
3PTF90-10125-40R-15	125	40	63	11		10	3.1				○	337454	1600
3PTF90-12125-40R15	125	40	63	11		12	3.1				○	337455	2000
3PTF90-463-22R-19	63	22	40	15		4	0.43	3PKT1906..	M4.5×12	T20	○	337456	1200
3PTF90-663-22R-19	63	22	40	15		6	0.93				○	337457	1300
3PTF90-480-27R-19	80	27	50	15		4	0.94				○	337458	1500
3PTF90-780-27R-19	80	27	50	15		7	0.95				○	337459	1800
3PTF90-6100-32R-19	100	32	50	15		6	1.79				○	337460	1800
3PTF90-8100-32R-19	100	32	50	15		8	2.56				○	337461	2000
3PTF90-8125-40R-19	125	40	63	15		8	2.99				○	337462	2000
3PTF90-10125-40R-19	125	40	63	15		10	3.1				○	337463	2500
3PTF90-8160-40R-19	160	40	63	15		8	4.22				○	337464	2500
3PTF90-12160-40R-19	160	40	63	15		12	4.33				○	337465	3000

■ AHU
直角台肩铣刀
Right Angle Shoulder Milling Cutter

- 适合强力切削，回转及进刀量是一般铣刀的3倍
- 刃口锋利，强固。

★ Suitable for heavy cutting, rotary and feed volume is 3 times the normal cutter.
★ Blade sharp, strong.

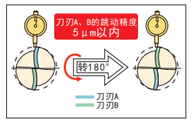

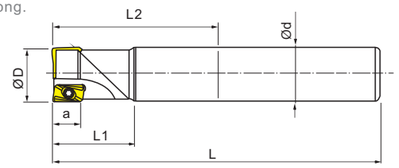

切削参数 (Cutting Parameters): R15-R18
零配件 (Spare Parts): P01-P04

型号 Cat. No	尺寸 Size D	d	L	L1	刃数 No.of Flutes	a	刀片 Insert	螺钉 Screw	扳手 Wrench	Stock	Order Number	Price (RMB)
AHU10R10-10-100-1T	10	10	100	30	1					●	322900	100
AHU10R12-12-120-1T	12	12	120	30	1					●	322902	100
AHU10R12-13-130-1T	13	12	130	30	1					●	322904	100
AHU10R16-16-120-2T	16	16	120	30	2					●	322906	100
AHU10R16-16-160-2T	16	16	160	40	2					●	322908	100
AHU10R16-16-200-2T	16	16	200	50	2					●	322910	130
AHU10R16-16-250-2T	16	16	250	60	2					●	322912	160
AHU10R16-17-120-2T	17	16	120	30	2					●	322914	100
AHU10R16-17-160-2T	17	16	160	40	2					●	322916	130
AHU10R16-17-200-2T	17	16	200	50	2					●	322918	160
AHU10R16-17-250-2T	17	16	250	60	2					●	322920	200
AHU10R20-20-120-2T	20	20	120	30	2					●	322922	120
AHU10R20-20-160-2T	20	20	160	40	2					●	322924	120
AHU10R20-20-200-2T	20	20	200	50	2					●	322926	135
AHU10R20-20-250-2T	20	20	250	60	2					●	322928	220
AHU10R20-21-120-2T	21	20	120	30	2					●	322930	120
AHU10R20-21-160-2T	21	20	160	40	2	9	JDMT 1003□□R	M2.5×6	T8	●	322932	120
AHU10R20-21-200-2T	21	20	200	50	2					●	322934	135
AHU10R20-21-250-2T	21	20	250	60	2					●	322936	220
AHU10R25-25-120-4T	25	25	120	35	4					●	322938	160
AHU10R25-25-160-4T	25	25	160	50	4					●	322940	160
AHU10R25-25-200-4T	25	25	200	75	4					●	322942	180
AHU10R25-25-250-4T	25	25	250	90	4					●	322944	240
AHU10R25-26-120-4T	26	25	120	35	4					●	322946	160
AHU10R25-26-160-4T	26	25	160	50	4					●	322948	160
AHU10R25-26-200-4T	26	25	200	75	4					●	322950	180
AHU10R25-26-250-4T	26	25	250	90	4					●	322952	240
AHU10R25-30-160-4T	30	25	160	45	4					●	322954	180
AHU10R25-30-200-4T	30	25	200	50	4					●	322956	200
AHU10R25-30-250-4T	30	25	250	75	4					●	322958	260
AHU10R32-30-180-4T	30	32	180	75	4					●	322960	220
AHU10R32-32-130-5T	32	32	130	45	5					●	322962	260
AHU10R32-32-200-4T	32	32	200	90	4					○	322964	350
AHU10R32-35-200-4T	35	32	200	45	4					○	322966	400
AHU15R25-25-130-2T	25	25	130	40	2					●	322968	150
AHU15R25-25-150-2T	25	25	150	40	2					●	322970	150
AHU15R25-25-170-2T	25	25	170	75	2					●	322972	160
AHU15R25-25-180-2T	25	25	180	75	2					●	322974	160
AHU15R25-25-200-2T	25	25	200	75	2					●	322976	160
AHU15R25-25-250-2T	25	25	250	90	2					●	322978	220
AHU15R25-26-150-2T	26	25	150	40	2					●	322980	150
AHU15R25-26-180-2T	26	25	180	75	2					●	322982	160
AHU15R25-26-200-2T	26	25	200	75	2	14	JDMT 1505□□R	M4×9	T15	●	322984	160
AHU15R25-26-250-2T	26	25	250	90	2					●	322986	220
AHU15R25-26-300-2T	26	25	300	90	2					●	322988	280
AHU15R25-30-130-2T	30	25	130	45	2					●	322990	180
AHU15R32-32-140-3T	32	32	140	45	3					●	322992	220
AHU15R32-32-200-3T	32	32	200	90	3					●	322994	220
AHU15R32-32-250-3T	32	32	250	90	3					●	322996	260
AHU15R32-32-300-3T	32	32	300	90	3					●	322998	320
AHU15R32-35-200-3T	35	32	200	90	3					●	323000	220
AHU15R32-35-250-3T	35	32	250	90	3					●	323002	260
AHU15R32-35-300-3T	35	32	300	90	3					●	323004	320
AHU15R32-35-350-3T	35	32	350	90	3					●	323006	380
AHU15R32-35-400-3T	35	32	400	90	3					●	323008	450
AHU15R32-40-140-4T	40	32	140	45	4					●	323010	260
AHU15R32-40-220-4T	40	32	220	45	4					○	323012	350
AHU15R32-50-140-5T	50	32	140	45	5					○	323014	380
AHU15R42-50-220-4T	50	42	220	45	4					○	323016	450

JDMT 直角台肩 有孔 铣削刀片

切削形态: Cutting Environment ● 稳定切削 Stable Cutting ◐ 一般切削 General Cutting ✕ 不稳定切削 Unstable Cutting

P	钢	Steel	● ◐ ◐ ✕ ✕ ✕ ◐ ●
M	不锈钢	Stainless Steel	◐ ✕ ✕ ✕ ✕ ◐ ◐
K	铸铁	Iron	● ◐ ◐ ✕ ✕ ✕
N	铝/铜/镁/锌/塑料/木材	Aluminum/Copper/Magnesium/Zinc/Plastic/Wood	● ◐
S	硬质合金/粉末冶金	Carbide/Powder Metallurgy	● ✕ ✕ ◐ ●
H	钛/高温合金/碳纤维	Titanium/Superalloy/Carbon Fiber	● ✕ ✕ ● ●

用途 Application	产品图片 Product Image	几何尺寸 Dimensioning	规格型号 Specification	尺寸 Dimension (mm) rε	A	B	T	L	a	配套刀柄 Matching Toolholder	PCD	CBN-K	CBN-S	ZN60	KC01	KC02S	ZP201	ZP150	ZP152	ZP153	ZP163
直角台肩铣削 Right Angle Shoulder Milling		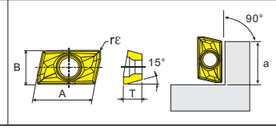	JDMT 100304R	0.4	11.0	6.1	3.5	-	10	刀柄: (Toolholder) D09-D10	●	●	●					●	●	●	
			100308R	0.8	11.0	6.1	3.5	-	10		●	●	●					●	●	●	
			100320R	2.0	11.0	6.1	3.5	-	10		●	●	●								
			100332R	3.2	11.0	6.1	3.5	-	10		●	●	●								
			150504R	0.4	16.0	9.12	5.0	-	15		●	●	●					●	●	●	
			150508R	0.8	16.0	9.12	5.0	-	15		●	●	●					●	●	●	
			150520R	2.0	16.0	9.12	5.0	-	15		●	●	●								
			150530R	3.0	16.0	9.12	5.0	-	15		●	●	●								

■ AHUB 直角台肩壳形面铣刀
Right Angle Shoulder Shell Face Milling Cutter

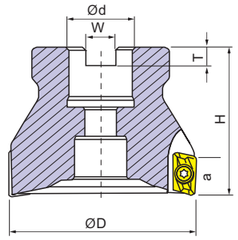

- ●刀片经济，适用性高
- ●容屑空间大，排屑好
- ●锥形设计，钢性好

★ Blade economy, the applicability of high
★ Capacity chip a large space, good chip disposal
★ Cone design, steel high

切削参数 (Cutting Parameters): R15-R18
零配件 (Spare Parts): P01-P04

型号 Cat. No	尺寸 Size D	d	H	W	T	a	刀片 Insert	螺钉 Screw	扳手 Wrench	Stock	Order Number	Price (RMB)
AHUB-50-22-4T	50	22	50	10.4	6.3	16	JDMT 1505□□ R	M4×10	T15	●	200	200
AHUB-63-22-4T	63	22	50	10.4	6.3	16				●	225	225
AHUB-80-27-6T	80	27	50	12.4	7	16				●	350	350
AHUB-100-32-6T	100	32	50	14.4	8	16				●	540	540

>>AHU10型刀盘（可装JDMT1003..刀片）均有现货，价格与参数请咨询我司客服。

■ AHUM直角台肩立铣刀
Shoulder/Cutting End Mills(AHUM)



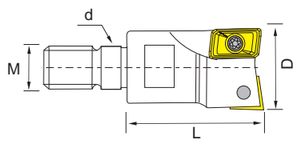

切削参数 (Cutting Parameters): R15-R18
零配件 (Spare Parts): P01-P04

型号 Cat. No	尺寸 Size D	L	d	M	Teeth	刀片 Insert	螺钉 Screw	扳手 Wrench	Stock	Order Number	Price (RMB)
AHUM1016R-2	16	25	8.5	M8	2	JDMT100308	M2.5X6	T8	●	323100	150
AHUM1017R-2	17	25	8.5	M8	2				●	323102	200
AHUM1018R-2	18	25	8.5	M8	2				○	323104	200
AHUM1020R-3	20	30	10.5	M10	3				●	323106	150
AHUM1021R-3	21	30	10.5	M10	3				●	323108	200
AHUM1022R-3	22	30	10.5	M10	3				○	323110	200
AHUM1025R-4	25	35	12.5	M12	4				●	323112	160
AHUM1026R-4	26	35	12.5	M12	4				●	323114	200
AHUM1028R-4	28	35	12.5	M12	4				○	323116	300
AHUM1030R-5	30	40	17	M16	5				○	323118	300
AHUM1032R-5	32	40	17	M16	5				○	323120	400
AHUM1035R-5	35	40	17	M16	5				○	323122	400
AHUM1040R-6	40	40	17	M16	6				○	323124	500
AHUM1525R-2	25	35	12.5	M12	2	JDMT150508	M4X9	T15	●	323126	160
AHUM1526R-2	26	35	12.5	M12	2				○	323128	200
AHUM1528R-3	28	35	12.5	M12	3				○	323130	300
AHUM1530R-3	30	40	17	M16	3				●	323132	160
AHUM1532R-3	32	40	17	M16	3				●	323134	200
AHUM1535R-3	35	40	17	M16	3				○	323136	400

JDMT 直角台肩 有孔 铣削刀片

用途 Application	产品图片 Product Image	几何尺寸 Dimensioning	规格型号 Specification	尺寸 Dimension (mm) rε	A	B	T	a	配套刀柄 Matching Toolholder	PCD	CBN-K	CBN-S	ZN60	ZK01	ZC32S	ZP201	ZP151	ZP152	ZP153	ZP163
直角台肩铣削 Right Angle Milling		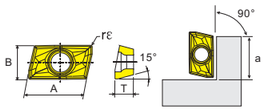	JDMT 070202R 070204R 070208R EDMT 070220R-T 070220R	0.2 0.4 0.8 2.0 2.0	6.4 6.4 6.4 6.4 6.4	4.3 4.3 4.3 4.3 4.3	2.45 2.45 2.45 2.5 2.5	6 6 6 6 6	刀柄：(Toolholder) D11	●●● ●●● ●●● ●●● ●●●							●●● ●●● ●●●			

■ ASM 直角台肩精铣刀

Right angle shoulder fine milling cutter

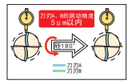

切削参数 (Cutting Parameters): R15-R18
零配件 (Spare Parts): P01-P04

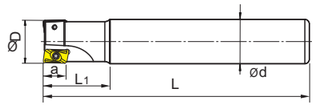

- 适合强力切削，回转及进刀量是一般铣刀的3倍
- 刃口锋利，强固。

★ Suitable for heavy cutting, rotary and feed volume is 3 times the normal cutter.
★ Blade sharp, strong.

型号 Cat. No	尺寸 Size D	d	L	L1	刀片 Insert	螺钉 Screw	扳手 Wrench	Stock	Order Number	Price (RMB)
ASM07R10-08-75-1T	8	10	75	16	JDMT070208	M1.8X4	T6	●	323300	220
ASM07R10-10-100-2T	10	10	100	20				●	323302	215
ASM07R10-11-100-2T	11	10	100	20				●	323304	215
ASM07R12-12-120-2T	12	12	120	25				●	323306	215
ASM07R12-13-120-2T	13	12	120	25				●	323308	215
ASM07R12-14-120-3T	14	12	120	25				●	323310	230
ASM07R16-16-120-3T	16	16	120	50				●	323312	230
ASM07R16-16-160-3T	16	16	160	50				●	323314	240
ASM07R16-16-160-4T	16	16	160	50				●	323316	280
ASM07R16-17-160-3T	17	16	160	50				●	323318	240
ASM07R16-17-160-4T	17	16	160	50				●	323320	280
ASM07R16-17-200-3T	17	16	200	50				●	323322	250
ASM07R20-20-160-4T	20	20	160	60				●	323324	260
ASM07R20-20-200-4T	20	20	200	60				●	323326	280
ASM07R20-21-160-4T	21	20	160	60				●	323328	260
ASM07R20-21-200-4T	21	20	200	60				●	323330	280

■ ASMM 超级迷你小径铣刀头

ASMM07 Super Excellent Mini ASM-Modular type

切削参数 (Cutting Parameters): R15-R18
零配件 (Spare Parts): P01-P04

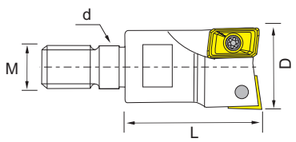

型号 Cat. No	尺寸 Size D	L	d	M	Teeth	刀片 Insert	螺钉 Screw	扳手 Wrench	Stock	Order Number	Price (RMB)
ASMM0708R-1	8	20	6.5	M6	1	JDMT0702..R EDMT0702..R	M2.5X6	T8	○	323400	400
ASMM0710R-2	10	20	6.5	M6	2				●	323402	400
ASMM0711R-2	11	20	6.5	M6	2				●	323404	400
ASMM0712R-2	12	20	6.5	M6	2				●	323406	400
ASMM0712R-3	12	20	6.5	M6	3				●	323408	400
ASMM0713R-3	13	20	6.5	M6	3				○	323410	400
ASMM0716R-3	16	25	8.5	M8	3				○	323412	400
ASMM0716R-4	16	25	8.5	M8	4				●	323414	400
ASMM0717R-3	17	25	8.5	M8	3				○	323416	400
ASMM0717R-4	17	25	8.5	M8	4				●	323418	400
ASMM0720R-4	20	30	10.5	M10	4				●	323420	400
ASMM0720R-5	20	30	10.5	M10	5				○	323422	500
ASMM0721R-4	21	30	10.5	M10	4				●	323424	400
ASMM0725R-5	25	30	12.5	M12	5				○	323426	500
ASMM0725R-6	25	30	12.5	M12	6				○	323428	600
ASMM0726R-5	26	30	17	M12	5				○	323430	500
ASMM0726R-6	26	30	17	M12	6				○	323432	600
ASMM0732R-5	32	30	17	M16	5				○	323434	600
ASMM0732R-8	32	30	17	M16	8				○	323436	800

APKT 直角台肩 有孔 铣削刀片

用途 Application	产品图片 Product Image	几何尺寸 Dimensioning	规格型号 Specification	尺寸 Dimension (mm) rε	A	B	T	配套刀柄 Matching Toolholder	PCD	CBN-K	CBN-S	ZN60	ZK01	ZC32S	ZP201	ZP150	ZP152	ZP153	ZP163
直角台肩铣削 Right Angle Milling		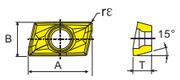	APKT 1003PDR-HM 1003PDTR-76 1003PDTR-RM 100308PDTR-RM 100310PDR-RM 100312TR-RM 100316PDTR-RM 100320PDTR-RM	0.5 0.5 0.5 0.8 1.0 1.2 1.6 2.0	10.95 11.00 11.00 11.00 10.75 10.50 10.90 10.90	6.7 6.7 6.7 6.7 6.7 6.7 6.7 6.7	3.55 3.47 3.47 3.47 3.47 3.47 3.47 3.47	刀柄：(Toolholder) D12	●●● ●●● ●●● ●●● ●●● ●●● ●●● ●●●		●				●				
														●●		●			

■ AP1003 直角台肩铣刀

Right Angle Shoulder Milling Cutter

切削参数 (Cutting Parameters): R15-R18
零配件 (Spare Parts): P01-P04





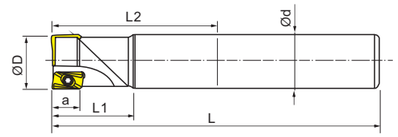

- 适合强力切削，回转及进刀量是一般铣刀的3倍
- 刃口锋利，强固。

★ Suitable for heavy cutting, rotary and feed volume is 3 times the normal cutter.
★ Blade sharp, strong.

型号 Cat. No	尺寸 Size D	d	L	L1	刃数 No.of Flutes	a	刀片 Insert	螺钉 Screw	扳手 Wrench	Stock	Order Number	Price (RMB)
AP1003R16-16-100-2T	16	16	100	30	2	9	APKT1003..	M2.5×6	T8	○	323600	180
AP1003R16-16-150-2T	16	16	150	30	2					○	323602	180
AP1003R20-18-150-2T	18	20	150	30	2					○	323604	200
AP1003R20-18-200-2T	18	20	200	30	2					○	323606	200
AP1003R20-20-100-2T	20	20	100	30	2					○	323608	200
AP1003R20-20-150-2T	20	20	150	30	2					○	323610	200

■ AP10一体式高速强力方肩铣刀

AP10 integrated high strength square shoulder milling cutter

切削参数 (Cutting Parameters): R15-R18
零配件 (Spare Parts): P01-P04

型号 Cat. No	刃数 Edges	总长 L	有效长 L1	直径 D	刀片 Insert	Order Number	Price (RMB)
BT30-AP10-16-2T	2	155	90	16	APKT1003	323700	950
BT30-AP10-20-2T	2	155	90	20		323702	950
BT30-AP10-25-3T	3	155	90	25		323704	1000
BT30-AP10-32-4T	4	155	90	32		323706	1150
BT40-AP10-16-2T	2	155	90	16		323710	1000
BT40-AP10-20-2T	2	155	90	20		323712	1000
BT40-AP10-25-3T	3	155	90	25		323714	1150
BT40-AP10-32-4T	4	155	90	32		323716	1250

■ AP 直角台肩面铣刀盘

AP Right angle shoulder face mill

切削参数 (Cutting Parameters): R15-R18
零配件 (Spare Parts): P01-P04

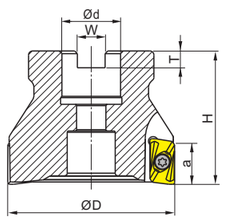

型号 Cat. No	刃数 No.of flutes	尺寸 Size D	d	H	W	刀片 Insert	螺钉 Screw	扳手 Wrench	Stock	Order Number	Price (RMB)
AP1003R40-16-5T	5	40	16	40	10.4	APKT1003 APKX1003	M2.5×6	T8	●	323800	420
AP1003R50-22-6T	6	50	22	45	10.4				●	323802	380
AP1003R63-22-7T	7	63	22	45	10.4				●	323804	420

APMT 直角台肩 有孔 铣削刀片

切削形态: Cutting Environment — ● 稳定切削 Stable Cutting; ◐ 一般切削 General Cutting; ✕ 不稳定切削 Unstable Cutting

P	钢	Steel	●◐ ✕✕✕◐●
M	不锈钢	Stainless Steel	◐ ◐◐◐◐◐◐
K	铸铁	Iron	● ◐ ✕✕✕
N	铝/铜/镁/锌/塑料/木材	Aluminum/Copper/Magnesium/Zinc/Plastic/Wood	● ◐
S	硬质合金/粉末冶金	Carbide/Powder Metallurgy	● ✕✕◐●
H	钛/高温合金/碳纤维	Titanium/Superalloy/Carbon Fiber	● ✕✕◐●

用途 Application	产品图片 Product Image	几何尺寸 Dimensioning	规格型号 Specification	尺寸 Dimension (mm) rε	A	B	T	配套刀柄 Matching Toolholder	PCD	CBN-L	CBN-K	ZN60	ZK01	ZS32S	ZP201	ZP151	ZP152	ZP153	ZP163
直角台肩铣削 Right Angle Milling	铜铝非铁金属专用 Special for copper aluminum metal	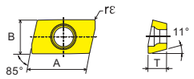	APKT 1135PDER-G2 1604PDER-G2	0.8 0.8	11 16.5	6.35 9.525	3.5 4.76	刀柄: (Toolholder) D14-D16, D48,D52				•							
直角台肩铣削 Right Angle Milling	铜铝非铁金属专用 Special for copper aluminum metal	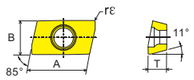	APKT 160402-AL 160404-AL 160408-AL	0.2 0.4 0.8	16.5 16.5 16.5	9.525 9.525 9.525	4.76 4.76 4.76	刀柄: (Toolholder) D14-D16, D48,D52				•							
直角台肩铣削 Right Angle Milling	铜铝非铁金属专用 Special for copper aluminum metal	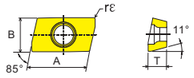	APKT 113502 113504 113508 160402 160404 160408	0.2 0.4 0.8 0.2 0.4 0.8	11 11 11 16.5 16.5 16.5	6.35 6.35 6.35 9.525 9.525 9.525	3.5 3.5 3.5 4.76 4.76 4.76	刀柄: (Toolholder) D14-D16, D48,D52	•	•	•	•	•	•					
直角台肩铣削 Right Angle Milling	铸铁及淬火超硬材料加工 Cast iron and hard to cut materials	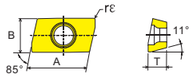	APKT 113502 113504 113508 160402 160404 160408	0.2 0.4 0.8 0.2 0.4 0.8	11 11 11 16.5 16.5 16.5	6.35 6.35 6.35 9.525 9.525 9.525	3.5 3.5 3.5 4.76 4.76 4.76	刀柄: (Toolholder) D14-D16, D48,D52	•	•	•	•	•	•					
直角台肩铣削 Right Angle Milling	通用加工 General processing	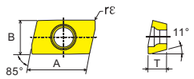	APMT 1135PDER-M2 1604PDER-M2	0.8 0.8	11 16.5	6.35 9.525	3.5 4.76	刀柄: (Toolholder) D14-D16, D48,D52		•				•	•	•	•		
直角台肩铣削 Right Angle Milling	 通用加工 General processing	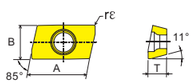	APMT 1135PDER-H1 1135PDER-H2 1135PDER-H3 1135PDER-H4 1135PDER-H6 1604PDER-H1 1604PDER-H2 1604PDER-H3 1604PDER-H4 1604PDER-H6 1604PDER-H8	0.4 0.8 1.2 1.6 2.4 0.4 0.8 1.2 1.6 2.4 3.2	11 11 11 11 11 16.5 16.5 16.5 16.5 16.5 16.5	6.35 6.35 6.35 6.35 6.35 9.525 9.525 9.525 9.525 9.525 9.525	3.5 3.5 3.5 3.5 3.5 4.76 4.76 4.76 4.76 4.76 4.76	刀柄: (Toolholder) D14-D16, D48,D52		•			•	•	•	•	•	•	•	•
直角台肩铣削 Right Angle Milling	通用加工 General processing	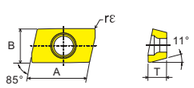	APMT 1135PDER-DU 1604PDER-DU	0.8 0.8	11 16.5	6.35 9.525	3.5 4.76	刀柄: (Toolholder) D14-D16, D48,D52		•			•	•	•	•	•	•	•
直角台肩铣削 Right Angle Milling	通用加工 General processing	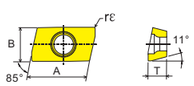	APMT 1135PDER-KZ 1604PDER-KZ	0.8 0.8	11 16.5	6.35 9.525	3.5 4.76	刀柄: (Toolholder) D14-D16, D48,D52							•	•	•	•	
直角台肩铣削 Right Angle Milling	通用加工 General processing	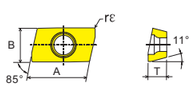	APMT 1135PDER-ZM 1604PDER-ZM	0.8 0.8	11 16.5	6.35 9.525	3.5 4.76	刀柄: (Toolholder) D14-D16, D48,D52							•	•	•		

■ BAP 直角台肩铣刀

Right Angle Shoulder Milling Cutter

切削参数 (Cutting Parameters): R15-R18
零配件 (Spare Parts): P01-P04

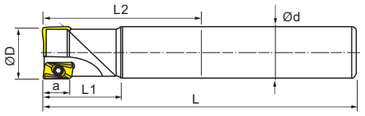

- 适合强力切削，回转及进刀量是一般铣刀的3倍
- 适配刀片经济，性价比高。
- ★ Suitable for heavy cutting, rotary and feed volume is 3 times the normal cutter.
- ★ Adapter blade economy, cost-effective.

型号 Cat. No	尺寸 Size D	d	L	L1	L2	a	刃数 No. of flutes	刀片 Insert	螺钉 Screw	扳手 Wrench	Stock	Order Number	Price (RMB)	Price (RMB)
BAP300R10-10-100-1T	10	10	100	30	-	9	1	APMT 1135 PDER	M2.5×6	T8	•	323900	67	-
BAP300R10-10-120-1T	10	10	120	30	-	9	1				•	323902	67	90
BAP300R10-11-120-1T	11	10	120	30	-	9	1				•	323904	67	90
BAP300R12-12-130-1T	12	12	120	30	-	9	1				•	323906	67	95
BAP300R12-13-130-1T	13	12	130	30	-	9	1				•	323908	67	95
BAP300R14-14-130-2T	14	14	130	30	-	9	2				•	323910	77	-
BAP300R14-14-150-2T	14	14	150	30	-	9	2				•	323912	77	-
BAP300R15-16-150-2T	16	15	150	40	-	9	2				•	323914	77	100
BAP300R15-16-200-2T	16	15	200	40	-	9	2				•	323916	100	-
BAP300R15.6-16-150-2T	16	15.6	150	40	-	9	2				•	323918	77	-
BAP300R15.6-16-200-2T	16	15.6	200	40	-	9	2				•	323920	100	-
BAP300R16-16-120-2T	16	16	120	40	-	9	2				•	323922	77	100
BAP300R16-16-150-2T	16	16	150	50	-	9	2				•	323924	77	100
BAP300R16-16-200-2T	16	16	200	60	100	9	2				•	323926	100	130
BAP300R25-16-250-2T	16	25	250	60	-	9	2				•	323928	133	-
BAP300R16-17-120-2T	17	16	120	40	-	9	2				•	323930	77	100
BAP300R16-17-150-2T	17	16	150	40	-	9	2				•	323932	77	130
BAP300R16-17-200-2T	17	16	200	40	-	9	2				•	323934	100	-
BAP300R16-18-150-2T	18	16	150	40	-	9	2				•	323936	93	-
BAP300R16-18-200-2T	18	16	200	40	-	9	2				•	323938	107	-
BAP300R19-20-150-2T	20	19	150	40	-	9	2				•	323940	93	120
BAP300R19-20-200-2T	20	19	200	40	-	9	2				•	323942	107	135
BAP300R20-20-120-2T	20	20	120	35	-	9	2				•	323944	93	115
BAP300R20-20-150-2T	20	20	150	50	-	9	2				•	323946	93	120
BAP300R20-20-200-2T	20	20	200	60	100	9	2				•	323948	107	135
BAP300R20-20-250-2T	20	20	250	60	-	9	2				•	323950	133	-
BAP300R25-20-250-2T	20	25	250	60	-	9	2				•	323952	167	-
BAP300R20-21-120-2T	21	20	120	50	-	9	2				•	323954	93	-
BAP300R20-21-150-2T	21	20	150	50	-	9	2				•	323956	93	120
BAP300R20-21-200-2T	21	20	200	50	-	9	2				•	323958	107	135
BAP300R24-25-150-3T	25	24	150	50	-	9	3				•	323960	140	-
BAP300R24-25-200-3T	25	24	200	50	-	9	3				•	323962	167	-
BAP300R24-25-250-3T	25	24	250	60	-	9	3				•	323964	200	-
BAP300R25-25-120-3T	25	25	120	50	-	9	3				•	323966	-	140
BAP300R25-25-150-3T	25	25	150	50	-	9	3				•	323968	140	150
BAP300R25-25-200-3T	25	25	200	60	-	9	3				•	323970	167	160
BAP300R25-25-250-3T	25	25	250	60	115	9	3				•	323972	200	-
BAP300R25-30-150-4T	30	25	150	50	-	9	4				•	323974	-	150
BAP300R25-30-200-4T	30	25	200	60	-	9	4				•	323976	-	180
BAP300R25-30-250-4T	30	25	250	60	-	9	4				•	323978	-	250
BAP300R32-28.5-190-3T	28.5	32	190	50	65	9	3				•	323980	-	260
BAP400R24-25-150-2T	25	24	150	50	-	14	2	APMT 1604 PDER	M4×9	T15	•	323982	107	140
BAP400R24-25-200-2T	25	24	200	60	-	14	2				•	323984	133	150
BAP400R24-25-250-2T	25	24	250	50	-	14	2				•	323986	167	-
BAP400R25-25-150-2T	25	25	150	60	-	14	2				•	323988	107	140
BAP400R25-25-200-2T	25	25	200	70	-	14	2				•	323990	133	150
BAP400R25-25-250-2T	25	25	250	70	-	14	2				•	323992	167	165
BAP400R32-25-300-2T	25	32	300	40	-	14	2				•	323994	267	-
BAP400R25-26-150-2T	26	25	150	50	-	14	2				•	323996	107	140
BAP400R25-26-200-2T	26	25	200	60	-	14	2				•	323998	133	150
BAP400R25-26-250-2T	26	25	250	60	-	14	2				•	324000	167	165
BAP400R25-26-300-2T	26	25	300	45	-	14	2				•	324002	-	185
BAP400R25-30-150-2T	30	25	150	45	-	14	2				•	324004	120	-
BAP400R25-30-200-2T	30	25	200	45	-	14	2				•	324006	140	-
BAP400R25-30-250-2T	30	25	250	50	-	14	2				•	324008	183	-
BAP400R32-32-150-3T	32	32	150	50	-	14	3				•	324010	167	160
BAP400R32-32-200-3T	32	32	200	60	-	14	3				•	324012	200	170
BAP400R32-32-250-3T	32	32	250	60	115	14	3				•	324014	233	190
BAP400R32-32-300-3T	32	32	300	60	115	14	3				•	324016	300	220
BAP400R32-32-350-3T	32	32	350	60	-	14	3				•	324018	333	-
BAP400R32-32-400-3T	32	32	400	50	-	14	3				•	324020	550	-
BAP400R32-35-150-3T	35	32	150	50	-	14	3				•	324022	167	185
BAP400R32-35-200-3T	35	32	200	50	-	14	3				•	324024	200	200
BAP400R32-35-250-3T	35	32	250	50	-	14	3				•	324026	250	240
BAP400R32-35-300-3T	35	32	300	50	-	14	3				•	324028	300	280
BAP400R32-35-350-3T	35	32	350	50	-	14	3				•	324030	367	320
BAP400R32-35-400-3T	35	32	400	50	-	14	3				•	324032	550	360
BAP400R32-40-150-3T	40	32	150	50	-	14	3				•	324034	183	-
BAP400R32-40-200-3T	40	32	200	60	-	14	3				•	324036	217	220
BAP400R32-40-250-3T	40	32	250	60	-	14	3				•	324038	267	260
BAP400R32-40-300-3T	40	32	300	60	-	14	3				•	324040	317	300
BAP400R32-40-350-3T	40	32	350	60	-	14	3				•	324042	400	340
BAP400R32-40-400-3T	40	32	400	60	-	14	3				•	324044	500	400
BAP400R32-50-150-4T	50	32	150	50	-	14	4				•	324046	267	-
BAP400R32-50-200-4T	50	32	200	50	-	14	4				•	324048	333	-

AP直角铝合金面铣刀盘

AP Rectangular Aluminum Alloy Surface Milling Cutter

切削参数：R17-R18
零配件：P01

- 高强度铝合金刀体，更适合小功率机床，
- 精细的轴向调节功能，可获得高的表面质量！
- 备有直径错齿刀夹，粗精加工一次完成
- 选装PCD等精加工刀粒错齿铣削，表面效果令您更满意！

★ High strength aluminum alloy body, more suitable for small power machine,
★ Fine axial adjustment function, can obtain a high surface quality!
★ Have the wrong tooth diameter cutter holder, the rough and finish machining of a complete
★ The optional PCD finishing tool grain wrong tooth milling, surface effects to make you more satisfied!

AL-AP 机夹式直角台肩立铣刀盘-铝制高光

Machine-Clamped Right-Angle Shoulder End Milling Cutter Head-Aluminum Highlight

切削参数 (Cutting Parameters): R15-R18
零配件 (Spare Parts): P01-P04

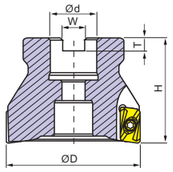





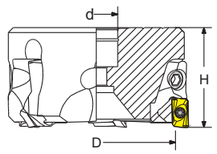

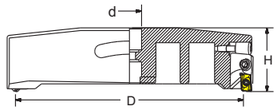

● 特点：铝材壳体，重量轻，直角高光效率高
★ Features: Aluminum Shell, Light Weight, Right Angle And High Polishing Efficiency

配件(Accessory):
刀片:AP. . 1604. .
螺钉:M4X10
扳手:T15

配件(Accessory):
刀片:AP. . 1604. .
螺钉:M4X10
扳手:T15

订购编码 Order	规格型号 Specification	尺寸 Dimensions D	d	H	W	T	刃数 Edge	价格 Price
324450	AL-AP16-50-22-4T	50	22	50	10.4	6.3	4	260
324452	AL-AP16-63-22-4T	63	22	50	10.4	6.3	4	320
324454	AL-AP16-80-22-6T	80	22	50	12.4	7	6	440
324456	AL-AP16-80-27-5T	80	27	50	12.4	7	5	440
324458	AL-AP16-80-27-6T	80	27	50	12.4	7	6	440
324460	AL-AP16-100-22-6T	100	22	50	14.4	8	6	750
324462	AL-AP16-100-27-6T	100	27	50	14.4	8	6	750
324464	AL-AP16-100-32-6T	100	32	50	14.4	8	6	750
324466	AL-AP16-125-22-6T	125	22	50	16.4	8	6	1165
324468	AL-AP16-125-27-6T	125	27	50	16.4	8	6	1165
324470	AL-AP16-125-32-6T	125	32	50	16.4	8	6	1165
324472	AL-AP16-125-40-6T	125	40	50	16.4	8	6	1165
324474	AL-AP16-125-40-7T	125	40	50	16.4	8	7	1150
324476	AL-AP16-160-32-8T	160	32	50	16.4	9	8	1300
324478	AL-AP16-160-40-8T	160	40	50	16.4	9	8	1200
324480	AL-AP16-200-40-10T	200	40	63	16.4	9	10	2800
324482	AL-AP16-250-40-10T	250	40	63	16.4	9	10	3500
324484	AL-AP16-250-60-10T	250	60	63	16.4	9	10	3800
324486	AL-AP16-300-32-14T	300	32	63	16.4	9	14	4300

订购编码 Order	规格型号 Specification	Dimensions D	d	H	适配刀夹 Fit Holder	刃数 Edge	价格 Price
324400	MA-AP74-A22Z04	74	22	51	AP16-G	4	1450
324402	MA-AP91-A22Z05	91	22	51		5	1900
324404	MA-AP111-A27Z06	111	27	51		6	2400
324406	MA-AP111-B25.4Z06	111	25.4	51		6	2400
324408	MA-AP136-A27Z08	136	22	51		8	3100
324410	MA-AP171-A40Z08	171	27	55		8	3400
324412	MA-AP211-A40Z10	211	27	55		8	4200
324414	MAQ-AP311-A40Z12	311	27	55	AP16-F	8	5000
324416	MAQ-AP171-A22Z02	171	22	58		2	1900
324418	MAQ-AP221-A22Z02	221	22	58		2	2285
324420	MAQ-AP261-A22Z02	261	22	58		2	2370
324422	MAQ-AP326-A27Z02	326	27	65		2	3150



■ BAPM 直角台肩立铣刀

BAPM Shoulder/Cutting End Mills(BAPM)

切削参数 (Cutting Parameters): R15-R18
零配件 (Spare Parts): P01-P04

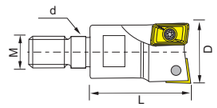

型号 Cat. No	尺寸 Size D	L	d	M	Teeth	刀片 Insert	压板 Clamp	螺钉 Screw	扳手 Wrench	Stock	Order Number	Price (RMB)
BAP3R162M08	16	25	8.5	M8	2	APMT1135PDER	--	M2.5X6.5	T8	●	324100	150
BAP3R172M08	17	25	8.5	M8	2					●	324102	180
BAP3R202M10	20	30	10.5	M10	2					●	324104	150
BAP3R212M10	21	30	10.5	M10	2					●	324106	180
BAP3R253M12	25	35	12.5	M12	3					●	324108	150
BAP3R263M12	26	35	12.5	M12	3					●	324110	200
BAP4R252M12	25	35	12.5	M12	2	APMT1604PDER	--	M4X9	T15	●	324112	160
BAP4R262M12	26	35	12.5	M12	2					●	324114	200
BAP4R302M16	30	40	17	M16	2					●	324116	200
BAP4R323M16	32	40	17	M16	3					●	324118	260
BAP4R353M16	35	40	17	M16	3					●	324120	280

■ BAP 直角台肩面铣刀盘

BAP Type Right Angle Shoulder Milling Cutter

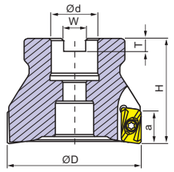

- 使用11° 正角刀片
- 适配多种材质刀片，可适用铝钢铣削
- 螺丝锁紧，容屑空间大，排屑好
- 切削轻快，阻力小

★ 11° positive angle blade
★ Adaptive multi-material blade, applicable to aluminum steel milling
★ Screw locking, allow a large space debris, a good chip disposal
★ Cutting light, the resistance of small

切削参数 (Cutting Parameters): R15-R18
零配件 (Spare Parts): P01-P04

型号 Cat. No	尺寸 Size D	d	H	W	T	a	刀片 Insert	螺钉 Screw	扳手 Wrench	Stock	Order Number	Price (RMB)	Price (RMB)
BAP300R40-16-5T	40	16	40	8.4	5.6	9	APMT1135 PDER	M2.5×6	T8	●	324200	167	250
BAP300R50-22-6T	50	22	50	10.4	6.3	9				●	324202	217	225
BAP300R63-22-7T	63	22	50	10.4	6.3	9				●	324204	283	312
BAP400R50-22-4T	50	22	50	10.4	6.3	14	APMT1604 PDER	M4×10	T15	●	324206	167	200
BAP400R63-22-4T	63	22	50	10.4	6.3	14				●	324208	200	225
BAP400R80-27-6T	80	27	50	12.4	7	14				●	324210	307	350
BAP400R100-32-6T	100	32	50	14.4	8	14				●	324212	483	540
BAP400R125-40-7T	125	40	63	16.4	9	14				●	324214	767	665
BAP400R160-40-8T	160	40	63	16.4	9	14				●	324216	867	1100
BAP400R200-60-9T	200	60	63	25.7	14	14				●	324218	1833	1600
BAP400R250-60-10T	250	60	63	25.7	14	14				●	324220	2500	2100
BAP400R300-60-14T	300	60	65	25.7	14	14				●	324222	3000	-
BAP400R63-25.4-4T	63	25.4	50	10	6	14				●	324224	167	225
BAP400R80-25.4-6T	80	25.4	50	10	6	14				●	324226	200	350
BAP400R100-31.75-6T	100	31.75	50	13	8	14				●	324228	333	540
BAP400R125-38.1-8T	125	38.1	63	16.2	10	14				●	324230	500	665
BAP400R160-50.8-9T	160	50.8	63	19.3	11	14				●	324232	-	1100

■ RAP-75°

面铣刀盘
Face Milling Cutter

切削参数 (Cutting Parameters): R15-R18
零配件 (Spare Parts): P01-P04

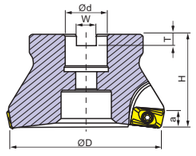

●使用APMT1604废弃刀片，节约成本
★ Abandoned the use of APMT1604 Insert, cost savings

型号 Cat. No	尺寸 Size D	d	H	W	T	a	刀片 Insert	螺钉 Screw	扳手 Wrench	Stock	Order Number	Price (RMB)	Price (RMB)
RAP300R50-22-4T	50	22	50	10.4	6.3	6.5	APMT 1604 PDER	M4×10	T15	●	332300	233	-
RAP300R63-22-4T	63	22	50	12.4	7	6.5				●	332302	267	-
RAP300R50-25.4-4T	50	25.4	50	10.4	6.3	6.5				●	332304	233	-
RAP300R63-25.4-4T	63	25.4	50	12.4	7	6.5				●	332306	267	-
RAP400R63-22-4T	63	22	50	14.4	8	8				●	332308	267	225
RAP400R63-25.4-4T	63	25.4	50	14.4	8	8				●	332310	267	-
RAP400R80-27-5T	80	27	50	14.4	8	8				●	332312	367	350
RAP400R100-32-6T	100	32	50	14.4	9	8				●	332314	500	540
RAP400R125-40-7T	125	40	63	16.4	9	8				●	332316	933	665
RAP400R160-40-8T	160	40	63	16.4	9	8				●	332318	1067	1100
RAP400R200-60-9T	200	60	63	25.7	14	8				●	332320	-	1600
RAP400R250-60-10T	250	60	63	25.7	14	8				●	332322	-	2100

R390 直角台肩 有孔 铣削刀片

用途 Application	产品图片 Product Image	几何尺寸 Dimensioning	规格型号 Specification	尺寸 Dimension (mm) rε	A	B	T	配套刀柄 Matching Toolholder	PCD	CBN-K	CBN-S	ZN60	ZK01	ZC32S	ZP001	ZP151	ZP152	ZP153	ZP163
直角台肩铣削 Right Angle Milling		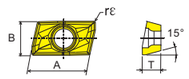	R390- 11T304M-PM	0.4	10	6.8	3.59	刀柄：(Toolholder) D17-D18	●	●	●			●	●		●	●	●
			11T308M-PM	0.8	10	6.8	3.59		●	●	●			●	●		●	●	●
			11T316M-PM	1.6	10	6.8	3.59		●	●	●								
			11T331M-PM	3.1	10	6.8	3.59		●	●	●								
			170404M-PM	0.4	15.7	9.6	4.76		●	●	●			●	●		●	●	●
			170408M-PM	0.8	15.7	9.6	4.76		●	●	●			●	●		●	●	●
			170416M-PM	1.6	15.7	9.6	4.76		●	●	●								
			170431M-PM	3.1	15.7	9.6	4.76		●	●	●								

■ R390 直角台肩精铣刀
Right angle shoulder fine milling cutter

0° 粗加工 Roughing | 精加工 Plane finishing | 挖掘加工 Pocket milling | 槽一切入加工 Slot plunge milling | 台阶面加工 Shoulder milling | 仿形加工 Copy milling

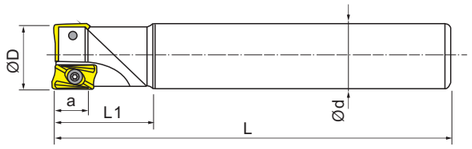

切削参数 (Cutting Parameters): R15-R18
零配件 (Spare Parts): P01-P04

● 精度高，适于精加工
★ High precision, suitable for finishing

型号 Cat. No	尺寸 Size D	d	L	L1	a	刀片 Insert	螺钉 Screw	扳手 Wrench	Stock	Order Number	Price (RMB)	Price (RMB)
R390-11R15-16-150-2T	16	15	150	40	11	R390-11T308	M2.5×6	T8	●	324600	133	350
R390-11R15-16-200-2T	16	15	200	40	11				●	324602	167	-
R390-11R16-16-150-2T	16	16	150	50	11				●	324604	133	150
R390-11R16-16-200-2T	16	16	200	60	11				●	324606	167	160
R390-11R16-17-150-2T	17	16	150	40	11				●	324608	133	170
R390-11R16-17-200-2T	17	16	200	40	11				●	324610	167	180
R390-11R19-20-150-2T	20	19	150	40	11				●	324612	150	-
R390-11R19-20-200-2T	20	19	200	40	11				●	324614	183	200/380
R390-11R20-20-150-2T	20	20	150	50	11				●	324616	150	180
R390-11R20-20-200-2T	20	20	200	60	11				●	324618	183	200
R390-11R20-21-150-2T	21	20	150	50	11				●	324620	150	180
R390-11R20-21-200-2T	21	20	200	50	11				●	324622	183	200
R390-11R20-22-200-2T	22	20	200	50	11				●	324624	-	360
R390-11R24-25-150-2T	25	24	150	50	11				●	324626	167	-
R390-11R24-25-200-2T	25	24	200	50	11				●	324628	200	-
R390-11R24-25-220-2T	25	24	220	50	11				●	324630	-	450
R390-11R25-25-150-2T	25	25	150	50	11				●	324632	167	225
R390-11R25-25-200-2T	25	25	200	60	11				●	324634	200	250
R390-11R25-26-150-2T	26	25	150	50	11				●	324636	167	225
R390-11R25-26-200-2T	26	25	200	60	11				●	324638	200	250
R390-11R25-26-250-2T	26	25	250	60	11				●	324640	233	-
R390-11R29-30-250-2T	30	29	250	50	11				●	324642	-	640
R390-11R32-33-150-2T	33	32	150	50	11				●	324644	200	-
R390-11R32-33-200-2T	33	32	200	50	11				●	324646	233	-
R390-11R32-33-250-2T	33	32	250	50	11				●	324648	267	-
R390-11R32-33-300-2T	33	32	300	50	11				●	324650	300	-
R390-11R32-33-350-2T	33	32	350	50	11				●	324652	333	-
R390-11R32-35-330-2T	35	32	330	55	11				●	324654	-	750
R390-17R25-25-160-2T	25	25	160	40	17	R390-170408	M3.5×8	T15	●	324656	-	225
R390-17R25-25-200-2T	25	25	200	50	17				●	324658	-	250
R390-17R25-32-200-2T	32	25	200	50	17				●	324660	-	300

■ R390 直角台肩面铣刀盘
Right Angle Shoulder Milling Cutter

0° 粗加工 Roughing | 精加工 Plane finishing | 挖掘加工 Pocket milling | 槽一切入加工 Slot plunge milling | 台阶面加工 Shoulder milling | 仿形加工 Copy milling

切削参数 (Cutting Parameters): R15-R18
零配件 (Spare Parts): P01-P04

- 适配精磨刀片
- 精度高，适于精加工
- 锥形设计，钢性高

★ Adapter grinding Inserts
★ High precision, suitable for finishing
★ Cone design, steel high

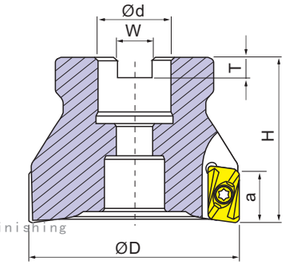

型号 Cat. No	尺寸 Size D	d	H	W	T	刀片 Insert	螺钉 Screw	扳手 Wrench	Stock	Order Number	Price (RMB)
R390-11R50-22-4T	50	22	50	10.4	6.3	R390-11T308	M2.5×6	T8	●	324500	240/400
R390-11R63-22-4T	63	22	50	10.4	6.3				●	324502	280/500
R390-17R63-22-4T	63	22	50	10.4	6.3	R390-170408	M3.5×10	T15	●	324504	250
R390-17R80-27-6T	80	27	50	12.4	7				●	324506	400
R390-17R100-32-6T	100	32	50	14.4	8				●	324508	600
R390-17R125-40-6T	125	40	63	16.4	9				●	324510	750
R390-17R160-80-6T	160	40	63	16.4	9				●	324512	1150

■ R390 锁牙式刀头
R390 Shoulder/Cutting End Mills

切削参数 (Cutting Parameters): R15-R18
零配件 (Spare Parts): P01-P04

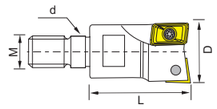

型 号 Cat. No	尺 寸 Size D	L	d	M	Teeth	刀片 Insert	压板 Clamp	螺钉 Screw	扳手 Wrench	Stock	Order Number	Price (RMB)
R390-11-16-2T-M8	16	25	8.5	M8	2	R390-11T3..	--	M2.5X6	T8	●	324530	250
R390-11-17-2T-M8	17	25	8.5	M8	2					●	324532	250
R390-11-20-2T-M10	20	30	10.5	M10	2					●	324534	300
R390-11-21-2T-M10	21	30	10.5	M10	2					●	324536	300
R390-11-25-2T-M12	25	35	12.5	M12	2					●	324538	400
R390-11-26-2T-M12	26	35	12.5	M12	2					●	324540	400
R390-11-32-2T-M16	32	35	17	M16	2					●	324542	500
R390-11-33-2T-M16	33	35	17	M16	2					●	324544	500
R390-11-35-3T-M16	35	40	17	M16	3					●	324546	500

■ R390 一体式高速强力方肩铣刀
R390 Integrated High Strength Square Shoulder Milling Cutter

切削参数 (Cutting Parameters): R15-R18
零配件 (Spare Parts): P01-P04

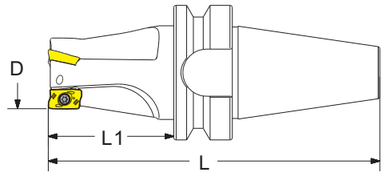

● 一体式刚性结构，轻量化，更具高速性能。
● 通过选用不同材质刀粒，可通用于钢及铜铝合金的粗精加工，适用范围广，高效率，高刚性！

★ Lightweight one-piece rigid structure, high performance, more.
★ Through the selection of different material grain, can be used in the steel and copper aluminum alloyThe coarse and fine processing, wide application range, high efficiency, high rigidity!

型 号 Cat. No	刃数 Edges	总长 L	有效长 L1	直径 D	刀片 Insert	Stock	Order Number	Price (RMB)
BT30-R390-16-2T	2	155	35	16	R390-11T308	●	324700	1150
BT30-R390-20-2T	2	155	35	20		●	324702	1150
BT30-R390-25-3T	3	155	35	25		●	324704	1100
BT30-R390-32-4T	4	155	35	32		●	324706	1200
BT40-R390-16-2T	2	155	45	16		●	324708	1100
BT40-R390-20-2T	2	155	45	20		●	324710	1100
BT40-R390-25-3T	3	155	45	25		●	324712	1250
BT40-R390-32-4T	4	155	45	32		●	324714	1350

RT 直角台肩 有孔 铣削刀片

用途 Application	产品图片 Product Image	几何尺寸 Dimensioning	规格型号 Specification	尺寸 Dimension (mm) rε	A	B	T	L	a	配套刀柄 Matching Toolholder	PCD	CBN-K	CBN-S	ZN60	ZK01	ZC32S	ZP201	ZP151	ZP152	ZP153	ZP163
直角台肩铣削 Right Angle Milling		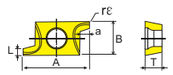	RT 070204R-81 100304R-81 100304R-31 100308R-81	0.4 0.4 0.4 0.8	6.4 11 11 11	4.3 6.35 6.35 6.35	2.38 3.4 3.4 3.4	1.3 1.8 1.8 1.8	1.5 2.1 2.1 2.1	刀柄：(Toolholder) D19-D20				● ● ●			●	●	●	●

■ RT 直角台肩精铣刀

Right Angle Shoulder Fine Milling Cutter

0° 粗加工 Roughing | 精加工 Plane finishing | 挖槽加工 Pocket milling | 槽、切入加工 Slot plunge milling | 台阶面加工 Shoulder milling | 含平面仿形加工 Copy milling

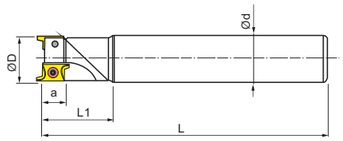

切削参数 (Cutting Parameters): R15-R18
零配件 (Spare Parts): P01-P04

● 精度高，适于精加工
★ High precision, suitable for finishing

Order Number	型号 Cat. No	尺寸 Size D	d	L	L1	Teeth	刀片 Insert	螺钉 Screw	扳手 Wrench	Stock	Price (RMB)
324900	RT07R10-06-100-1T	6	10	100	30	1	RT070204R81	M2.0×4	T6	○	324900
324902	RT07R10-08-100-1T	8	10	100	30	1				○	324902
324904	RT07R10-10-150-2T	10	10	150	25	2				○	324904
324906	RT07R10-11-150-2T	11	10	150	20	2				○	324906
324908	RT07R12-12-150-2T	12	12	150	30	2				○	324908
324910	RT07R12-13-150-2T	13	12	150	20	2				○	324910
324912	RT07R16-16-150-3T	16	16	150	30	3				○	324912
324914	RT07R16-16-200-3T	16	16	200	30	3				○	324914
324916	RT07R16-17-150-3T	17	16	150	25	3				○	324916
324918	RT07R16-17-200-3T	17	16	200	25	3				○	324918
324920	RT07R20-20-150-4T	20	20	150	30	4				○	324920
324922	RT07R20-20-200-4T	20	20	200	30	4				○	324922
324924	RT10R16-16-150-2T	16	16	150	30	2	RT1003	M2.5×6	T8	○	324924
324926	RT10R16-16-200-2T	16	16	200	30	2				○	324926
324928	RT10R16-17-150-2T	17	16	150	25	2				○	324928
324930	RT10R16-17-200-2T	17	16	200	25	2				○	324930
324932	RT10R20-20-150-2T	20	20	150	30	2				○	324932
324934	RT10R20-20-150-3T	20	20	150	30	3				○	324934
324936	RT10R20-20-200-2T	20	20	200	30	2				○	324936
324938	RT10R20-20-200-3T	20	20	200	30	3				○	324938
324940	RT10R20-21-150-2T	21	20	150	25	2				○	324940
324942	RT10R20-21-150-3T	21	20	150	25	3				○	324942
324944	RT10R20-21-200-2T	21	20	200	25	2				○	324944
324946	RT10R20-21-200-3T	21	20	200	25	3				○	324946
324948	RT10R25-25-150-2T	25	25	150	40	2				○	324948
324950	RT10R25-25-150-3T	25	25	150	40	3				○	324950
324952	RT10R25-25-200-2T	25	25	200	40	2				○	324952
324954	RT10R25-25-200-3T	25	25	200	40	3				○	324954
324956	RT10R25-26-150-2T	26	25	150	25	2				○	324956
324958	RT10R25-26-150-3T	26	25	150	25	3				○	324958
324960	RT10R25-26-200-2T	26	25	200	25	2				○	324960
324962	RT10R25-26-200-3T	26	25	200	25	3				○	324962
324964	RT10R32-32-150-4T	32	32	150	40	4				○	324964
324966	RT10R32-32-150-5T	32	32	150	40	5				○	324966
324968	RT10R32-32-200-4T	32	32	200	40	4				○	324968
324970	RT10R32-32-200-5T	32	32	200	40	5				○	324970
324972	RT10R32-33-150-4T	33	32	150	35	4				○	324972
324974	RT10R32-33-150-5T	33	32	150	35	5				○	324974
324976	RT10R32-33-200-4T	33	32	200	35	4				○	324976
324978	RT10R32-33-200-5T	33	32	200	35	5				○	324978
324980	RT10R32-35-150-4T	35	32	150	35	4				○	324980
324982	RT10R32-35-150-5T	35	32	150	35	5				○	324982
324984	RT10R32-35-200-4T	35	32	200	35	4				○	324984
324986	RT10R32-35-200-5T	35	32	200	35	5				○	324986

■ RT直角台肩立铣刀

Shoulder/Cutting End Mills(RT)

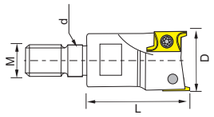

0° 粗加工 Roughing | 挖槽加工 Pocket milling | 槽、切入加工 Slot plunge milling | 台阶面加工 Shoulder milling | 含平面仿形加工 Copy milling

切削参数 (Cutting Parameters): R15-R18
零配件 (Spare Parts): P01-P04

型号 Cat. No	尺寸 Size D	L	d	M	Teeth	刀片 Insert	压板 Clamp	螺钉 Screw	扳手 Wrench	Stock	Order Number	Price (RMB)
RT07R102M05	10	18	5.5	M5	2	RT070204R81	--	M2.0×4	T6	○	325200	325200
RT07R112M05	11	18	5.5	M5	2					○	325202	325202
RT07R122M06	12	20	6.5	M6	2					○	325204	325204
RT07R132M06	13	20	6.5	M6	2					○	325206	325206
RT10R162M08	16	30	8.5	M8	2	RT1003	--	M2.5×6	T8	○	325208	325208
RT10R172M08	17	30	8.5	M8	2					○	325210	325210
RT10R203M10	20	30	10.5	M10	3					○	325212	325212
RT10R212M10	21	30	10.5	M10	2					○	325214	325214
RT10R213M10	21	30	10.5	M10	3					○	325216	325216
RT10R253M12	25	35	12.5	M12	3					○	325218	325218
RT10R263M12	26	35	12.5	M12	3					○	325220	325220
RT10R324M16	32	43	17	M16	4					○	325222	325222
RT10R325M16	32	43	17	M16	5					○	325224	325224
RT10R334M16	33	43	17	M16	4					○	325226	325226
RT10R354M16	35	43	17	M16	4					○	325228	325228
RT10R355M16	35	43	17	M16	5					○	325230	325230

XOMX 直角台肩 有孔 铣削刀片

用途 Application	产品图片 Product Image	几何尺寸 Dimensioning	规格型号 Specification	尺寸 Dimension (mm) rε	A	B	T	配套刀柄 Matching Toolholder	PCD	CBN-K	CBN-S	ZN60	ZK01	ZC32S	ZP201	ZP150	ZP152	ZP153	ZP163
直角台肩铣削 Right Angle Milling		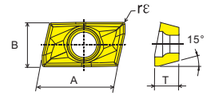	XOMX 060208FR-E03 060208R-M05 090308FR-E05 120408TR-M06	0.8 0.8 0.8 0.8	6.94 6.94 10.8 11.41	4.09 4.09 6.35 8.18	2.45 2.45 3.65 4.15	刀柄：(Toolholder) D20							● ● ● ●				

■ T217.69 直角台肩精铣刀

Right Angle Shoulder Fine Milling Cutter

精加工 Plane finishing | 挖槽加工 Pocket milling | 槽、切入加工 Slot plunge milling | 台阶面加工 Shoulder milling | 含平面仿形加工 Copy milling

切削参数 (Cutting Parameters): R15-R18
零配件 (Spare Parts): P01-P04

型号 Cat. No	尺寸 Size D	d	L	L1	刀片 Insert	螺钉 Screw	扳手 Wrench	Stock	Order Number	Price (RMB)
T217.69R8-8-100-1T	8	8	100	25	XOMX060208	M1.8×4	T6	●	325300	130
T217.69R10-10-130-2T	10	10	130	30				●	325302	150
T217.69R10-11-130-2T	11	10	130	-				●	325304	150
T217.69R12-12-130-2T	12	12	130	30				●	325306	160
T217.69R12-13-130-2T	13	12	130	-				●	325308	160
T217.69R16-16-160-2T	16	16	160	40				●	325310	175
T217.69R16-17-160-2T	17	16	160	-				●	325312	175
T217.69R20-20-160-2T	20	20	160	40	XOMX090308	M2.5×5.5	T8	●	325314	185
T217.69R20-21-160-2T	21	20	160	-				●	325316	185
T217.69R25-25-160-2T	25	25	160	50	XOMX120408	M3.5×8	T15	●	325318	190
T217.69R25-25-200-2T	25	25	200	60				●	325320	200
T217.69R25-26-160-2T	26	25	160	-				●	325322	190
T217.69R25-26-200-2T	26	25	200	-				●	325324	200

AOMT 直角台肩 有孔 铣削刀片

用途 Application	产品图片 Product Image	几何尺寸 Dimensioning	规格型号 Specification	尺寸 Dimension (mm) rε	A	B	T	配套刀柄 Matching Toolholder	PCD	CBN-K	CBN-S	ZN60	ZK01	ZC32S	ZP201	ZP151	ZP152	ZP153	ZP163
直角台肩铣削 Right Angle Milling		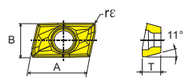	AOMT 123602PEER-M	0.2	12	6.6	3.6	刀柄：(Toolholder) D21								•	•	•	•
			123604PEER-M	0.4															
			123608PEER-M	0.8															
			123612PEER-M	1.2															
			123616PEER-M	1.6															
			123620PEER-M	2.0															
			123624PEER-M	2.4															
			123632PEER-M	3.2															

■ EPX3000 直角台肩精铣刀

Right Angle Shoulder Fine Milling Cutter

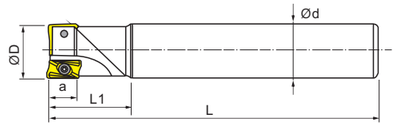

切削参数 (Cutting Parameters): R15-R18
零配件 (Spare Parts): P01-P04

型号 Cat. No	尺寸 Size D	d	L	L1	刀片 Insert	螺钉 Screw	扳手 Wrench	Stock	Order Number	Price (RMB)
EPX3000R16-12-85-1T	12	16	85	25	AOMT12306	M2.5×6	T8	•	326200	130
EPX3000R16-14-85-1T	14	16	85	25				•	326202	130
EPX3000R16-16-85-2T	16	16	85	25				•	326204	130
EPX3000R16-16-160-2T	16	16	160	30				•	326206	150
EPX3000R16-16-180-2T	16	16	180	40				•	326208	180
EPX3000R16-17-90-2T	17	16	90	25				•	326210	130
EPX3000R16-17-120-2T	17	16	120	30				•	326212	150
EPX3000R16-17-160-2T	17	16	160	30				•	326214	160
EPX3000R16-17-200-2T	17	16	200	40				•	326216	180
EPX3000R16-18-120-2T	18	16	120	25				•	326218	160
EPX3000R20-20-100-3T	20	20	100	30				•	326220	175
EPX3000R20-20-150-2T	20	20	150	35				•	326222	190
EPX3000R20-20-200-2T	20	20	200	45				•	326224	220
EPX3000R25-25-120-3T	25	25	120	35				•	326226	185
EPX3000R25-25-120-4T	25	25	120	35				•	326228	200
EPX3000R25-25-160-3T	25	25	160	35				•	326230	190
EPX3000R25-25-160-4T	25	25	160	35				•	326232	220
EPX3000R25-26-120-3T	26	25	120	35				•	326234	185
EPX3000R25-26-120-4T	26	25	120	35				•	326236	200
EPX3000R25-26-160-3T	26	25	160	35				•	326238	190
EPX3000R25-26-160-4T	26	25	160	35				•	326240	220
EPX3000R25-26-200-3T	26	25	200	45				•	326242	210
EPX3000R25-26-200-4T	26	25	200	45				•	326244	240
EPX3000R25-28-170-3T	28	25	170	45				•	326246	200
EPX3000R25-30-120-4T	30	25	120	45				•	326248	200
EPX3000R32-30-125-4T	30	32	125	45				•	326250	200
EPX3000R32-32-125-3T	32	32	125	45				•	326252	210
EPX3000R32-32-125-4T	32	32	125	45				•	326254	235
EPX3000R32-32-125-5T	32	32	125	45				•	326256	250
EPX3000R32-40-125-3T	40	32	125	45				•	326258	230
EPX3000R32-40-125-4T	40	32	125	45				•	326260	250
EPX3000R32-40-125-5T	40	32	125	45				•	326262	280

SE.. 直角台肩 有孔 铣削刀片

用途 Application	产品图片 Product Image	几何尺寸 Dimensioning	规格型号 Specification	尺寸 Dimension (mm) rε	A	B	T	配套刀柄 Matching Toolholder	PCD	CBN-K	CBN-S	ZN60	ZK01	ZC32S	ZP201	ZP150	ZP152	ZP153	ZP163
直角台肩铣削 Right Angle Milling		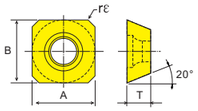	SEET 09T308PER-PF	0.8	9.525	9.525	4.01	刀柄：(Toolholder) D22								•	•	•	•
			09T308PER-PM	0.8	9.525	9.525	4.01												
			09T308PER-PR	0.8	9.525	9.525	4.01												
			SEET 120308PER-PF	0.8	13.308	13.308	4.04									•	•	•	•
			120308PER-PM	0.8	13.308	13.308	4.04												
			120308PER-PR	0.8	13.308	13.308	4.04												

■ FMP02R-90° 面铣刀盘

Face Milling Cutter



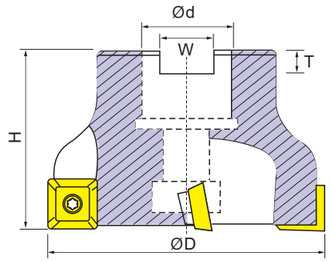

- 可用于插铣、平面、台阶面、槽加工
- 低切削力，大前角，切削轻快
- 产生产率，高精度

★ Can be used to insert milling, flat, level surface, groove
★ Low cutting force, large rake angle, cutting light
★ High productivity, high-precision

切削参数 (Cutting Parameters): R15-R18
零配件 (Spare Parts): P01-P04

型号 Cat. No		尺寸 Size D	d	H	W	T	刀片 Insert	螺钉 Screw	扳手 Wrench	Stock	Order Number	Price (RMB)
FMP02R	50-22-4T	50	22	40	10.4	6.3	SEET090308	M3×7	T10	•	326400	300
	63-22-5T	63	22	40	10.4	6.3				•	326402	350
	80-27-6T	80	27	50	12.4	7				•	326404	450
	100-32-8T	100	32	50	14.4	8				•	326406	750
FMP02R	50-22-3T	50	22	40	10.4	6.3	SEET120308	M3.5×10	T15	•	326408	500
	50-22-4T	50	22	40	10.4	6.3				•	326410	550
	50-22-5T	50	22	40	10.4	6.3				•	326412	600
	63-22-4T	63	22	40	10.4	6.3				•	326414	600
	63-22-5T	63	22	40	10.4	6.3				•	326416	650
	63-22-6T	63	22	40	10.4	6.3				•	326418	700
	80-27-4T	80	27	50	12.4	7				•	326420	700
	80-27-6T	80	27	50	12.4	7				•	326422	750
	80-27-8T	80	27	50	12.4	7				•	326424	800
	100-32-5T	100	32	50	14.4	8				•	326426	800
	100-32-7T	100	32	50	14.4	8				•	326428	850
	100-32-10T	100	32	50	14.4	8				•	326430	900
	125-40-6T	125	40	63	16.4	9				•	326432	1000
	125-40-8T	125	40	63	16.4	9				•	326434	1100
	125-40-12T	125	40	63	16.4	9				•	326436	1200
	160-40-8T	160	40	63	16.4	9				•	326438	1300
	160-40-12T	160	40	63	16.4	9				•	326440	1400
	200-60-16T	200	60	63	25.7	14				•	326442	1600
	250-60-12T	250	60	63	25.7	14				•	326444	2000
	250-60-18T	250	60	63	25.7	14				•	326446	2500
	315-60-24T	315	60	63	25.7	14				•	326448	3000

APNT ADNT 直角台肩 有孔 铣削刀片

用途 Application	产品图片 Product Image	几何尺寸 Dimensioning	规格型号 Specification	尺寸 Dimension (mm) rε	A	B	T	a	配套刀柄 Matching Toolholder	PCD	CBN-K	CBN-S	ZN60	ZK01	ZC32S	ZP201	ZP151	ZP152	ZP153	ZP163
直角台肩铣削 Right Angle Milling		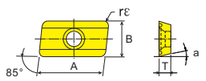	APET 120202SR	0.2	12.7	7.938	2.5	11°	刀柄: (Toolholder) D23,D47											
			120204SR	0.4	12.7	7.938	2.5	11°												
			120208SR	0.8	12.7	7.938	2.5	11°												
			APNT 120208SR	0.8	12.7	7.938	2.5	11°						•		•	•			
			ADET 160302SR	0.2	15.875	9.525	3.18	15°												
			160304SR	0.4	15.875	9.525	3.18	15°												
			160308SR	0.8	15.875	9.525	3.18	15°												
			ADNT 160308SR	0.8	15.875	9.525	3.18	15°						•		•	•			

■ UEX 直角台肩精铣刀

Right Angle Shoulder Fine Milling Cutter

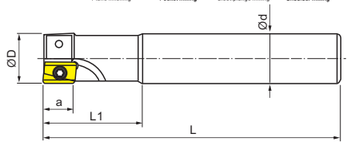

切削参数 (Cutting Parameters): R15-R18
零配件 (Spare Parts): P01-P04

型号 Cat. No	尺寸 Size D	d	L	L1	L2	a	刀片 Insert	螺钉 Screw	扳手 Wrench	Stock	Order Number	Price (RMB)
UEX12R12-12-150-1T	12	12	150	40	-	12	AP□T1202	M3.5×8	T15	•	326700	100
UEX12R16-16-160-1T	16	16	160	50	-	12				•	326702	100
UEX12R16-17-160-1T	17	16	160	40	-	12				•	326704	100
UEX12R16-20-120-2T	20	16	160	50	-	12				•	326706	120
UEX12R20-20-160-2T	20	20	120	40	-	12				•	326708	135
UEX12R20-20-200-2T	20	20	200	50	100	12				•	326710	135
UEX12R20-21-160-2T	21	20	160	40	-	12				•	326712	120
UEX16R20-25-130-2T	25	20	130	40	-	15	AD□T1603	M4×7.5	T15	•	326714	150
UEX16R25-25-160-2T	25	25	160	50	-	15				•	326716	140
UEX16R25-25-200-2T	25	25	200	50	-	15				•	326718	150
UEX16R25-25-250-2T	25	25	250	75	-	15				•	326720	165
UEX16R25-26-200-2T	26	25	200	50	-	15				•	326722	150
UEX16R25-30-160-3T	30	25	160	50	-	15				•	326724	180
UEX16R25-30-200-3T	30	25	200	50	-	15				•	326726	190
UEX16R25-30-250-3T	30	25	250	75	-	15				•	326728	210

■ EDC10 一体式高速强力方肩铣刀

EDC10 Integrated High Strength Square Shoulder Milling Cutter

切削参数 (Cutting Parameters): R15-R18
零配件 (Spare Parts): P01-P04

- 一体式刚性结构，轻量化，更具高速性能。
- 通过选用不同材质刀粒，可通用于钢及铜铝合金的粗精加工，适用范围广，高效率，高刚性！

★ Lightweight one-piece rigid structure, high performance, more.
★ Through the selection of different material grain, can be used in the steel and copper aluminum alloyThe coarse and fine processing, wide application range, high efficiency, high rigidity!

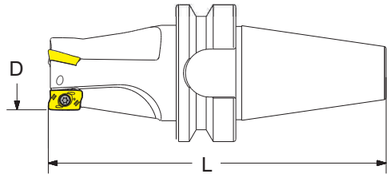

型号 Cat. No	刃数 Blade number	总长L Long	直径 D Diameter	刀片 Insert	Stock	Order Number	Price (RMB)
BT30-EDC10-16-2T	2	60	16	EDCT10T308	•	326900	950
BT30-EDC10-20-2T	2	65	20		•	326902	950
BT30-EDC10-25-3T	3	75	25		•	326904	1000
BT30-EDC10-32-4T	4	90	32		•	326906	1150
BT40-EDC10-16-2T	2	60	16		•	326908	1000
BT40-EDC10-20-2T	2	65	20		•	326910	1000
BT40-EDC10-25-3T	3	75	25		•	326912	1150
BT40-EDC10-32-4T	4	90	32		•	326914	1250

AXMT 直角台肩 有孔 铣削刀片

用途 Application	产品图片 Product Image	几何尺寸 Dimensioning	规格型号 Specification	尺寸 Dimension (mm) rε	A	B	T	L	ap	配套刀柄 Matching Toolholder	PCD	CBN-K	CBN-S	ZN60	ZC32S	ZP201	ZP150	ZP151	ZP152	ZP153	ZP163
直角台肩铣削 Right Angle Milling		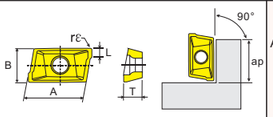	AXMT 0602PER-EM	0.2	6	4.15	2.6	1.0	5.75	刀柄: (Toolholder) D24						•	•	•		
			060204R-EM	0.4	6	4.15	2.6	1.0	5.75							•	•	•		
			060208R-EM	0.8	6	4.15	2.6	1.0	5.75							•	•	•		
			060216R-EM	1.6	6	4.15	2.6	1.0	5.75							•	•	•		
直角台肩铣削 Right Angle Milling		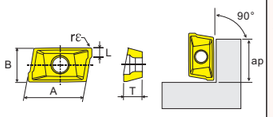	AXMT 0903PER-ML	0.4	9.5	6.21	3.6	1.4	8.8	刀柄: (Toolholder) D24						•	•	•		
			0903PER-EML	0.4	9.5	6.21	3.6	0.84	8.8							•	•	•		
			090308R-EML	0.8	9.5	6.21	3.6	-	8.8							•	•	•		
			090316R-ML	1.6	9.5	6.21	3.6	-	8.8							•	•	•		
			090320R-EML	2.0	9.5	6.21	3.6	-	8.8							•	•	•		
			090332R-EML	3.2	9.5	6.21	3.6	-	8.8							•	•	•		
直角台肩铣削 Right Angle Milling	 铝专用 Special for Aluminum	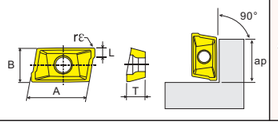	AXCT 060202R-AL	0.2	6	4.15	2.6	0.83	5.75	刀柄: (Toolholder) D24						•				
			060204R-AL	0.4	6	4.15	2.6	0.83	5.75							•				
			0903PER-AL	0.4	9.5	6.21	3.6	0.83	8.8							•				

■ TE90 直角台肩精铣刀

Right Angle Shoulder Fine Milling Cutter

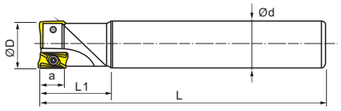

■ TE90 锁牙式铣刀头

Lock type milling head

切削参数 (Cutting Parameters): R15-R18
零配件 (Spare Parts): P01-P04

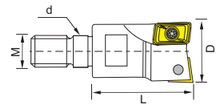

型号 Cat. No	尺寸 Size D	d	L	L1	刀片 Insert	螺钉 Screw	扳手 Wrench	Stock	Order Number	Price (RMB)
TE90AX06R08-08-120-1T	8	8	120	20	AXMT0602..	M1.8×4	T6	•	325800	160
TE90AX06R10-10-75-2T	10	10	75	20				•	325802	180
TE90AX06R10-10-120-2T	10	10	120	20				•	325804	180
TE90AX06R10-11-120-2T	11	10	120	20				•	325806	180
TE90AX06R12-12-150-2T	12	12	150	20				•	325808	180
TE90AX06R12-13-150-3T	13	12	150	20				•	325810	180
TE90AX06R16-16-150-3T	16	16	150	20				•	325812	200
TE90AX06R16-16-150-4T	16	16	150	20				•	325814	220
TE90AX06R16-17-150-3T	17	16	150	20				•	325816	200
TE90AX06R16-17-150-4T	17	16	150	20				•	325818	220
TE90AX09R12-12-150-1T	12	12	150	20	AXMT0903..	M2.5×6	T8	•	325820	180
TE90AX09R12-14-150-1T	14	12	150	20				•	325822	190
TE90AX09R16-16-150-2T	16	16	150	25				•	325824	180
TE90AX09R16-17-150-2T	17	16	150	25				•	325826	180
TE90AX09R20-18-150-2T	18	20	150	30				•	325828	220
TE90AX09R20-20-150-3T	20	20	150	30				•	325830	200
TE90AX09R20-21-150-3T	21	20	150	30				•	325832	200
TE90AX09R25-25-150-3T	25	25	150	30				•	325834	230
TE90AX09R25-25-150-4T	25	25	150	30				•	325836	260
TE90AX09R25-26-150-3T	26	25	150	30				•	325838	230
TE90AX09R32-32-150-4T	32	32	150	35				•	325840	280
TE90AX09R32-35-150-4T	35	32	150	35				•	325842	320

型号 Cat. No	尺寸 Size D	L	d	M	Teeth	刀片 Insert	压板 Clamp	螺钉 Screw	扳手 Wrench	Stock	Order Number	Price (RMB)
TE90AX06R091M04	9	14	4.5	M4	1	AXMT0602..	-	M1.8×4	T6	•	325900	300
TE90AX06R112M05	11	16	5.5	M5	2					•	325902	300
TE90AX06R133M06	13	18	6.5	M6	3					•	325904	320
TE90AX06R174M08	17	23	8.5	M8	4					•	325906	350
TE90AX09R172M08	17	23	8.5	M8	2	AXMT0903..	-	M2.5×6	T8	•	325908	320
TE90AX09R213M10	21	30	10.5	M10	3					•	325910	320
TE90AX09R263M12	26	35	12.5	M12	3					•	325912	350
TE90AX09R353M16	35	43	17	M16	3					•	325914	380

TPKN TPKR 直角/倒角 无孔 铣削刀片

用途 Application	产品图片 Product Image	几何尺寸 Dimensioning	规格型号 Specification	尺寸 Dimension (mm) rε	A	B	T	配套刀柄 Matching Toolholder	PCD	CBN-K	CBN-S	ZN60	ZK01	ZC32S	ZP201	ZP151	ZP152	ZP153	ZP163
平面铣削、倒角加工 Plane milling / chamfering		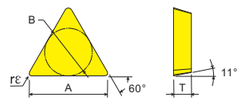	TPKN 110304	0.4	11	6.35	3.18	刀柄: (Toolholder) D25,D45			•		•	•	•	•	•	•	•
			110308	0.8	11	6.35	3.18				•		•	•	•	•	•	•	•
			160304	0.4	16.5	9.525	3.18				•		•	•	•	•	•	•	•
			160308	0.8	16.5	9.525	3.18				•		•	•	•	•	•	•	•
			220404	0.4	22	12.7	4.76				•		•	•	•	•	•	•	•
			220408	0.8	22	12.7	4.76				•		•	•	•	•	•	•	•
			220412	1.2	22	12.7	4.76				•		•	•	•	•	•	•	•
			2204PDR	-	22	12.7	4.76				•		•	•	•	•	•	•	•
平面铣削、倒角加工 Plane milling / chamfering		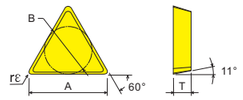	TPMR 090204	0.4	9.6	5.56	2.38	刀柄: (Toolholder) D25,D45											
			110304	0.4	11	6.35	3.18												
			110308	0.8	11	6.35	3.18												
			160304	0.4	16.5	9.525	3.18				•		•	•	•	•	•	•	
			160308	0.8	16.5	9.525	3.18				•		•	•	•	•	•	•	
			160312	1.2	16.5	9.525	3.18												
			220412	1.2	22	12.7	4.76				•		•	•	•	•	•	•	
			330916	1.6	33	19.05	9.52												

■ TP 台肩立铣刀
Shoulder End Mill

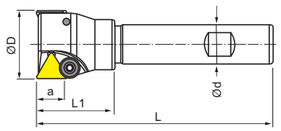

切削参数 (Cutting Parameters): R15-R18
零配件 (Spare Parts): P01-P04

●配备传统刀片，切削成本低
★ Equipped with a traditional blade, cutting low-cost

型号 Cat. No	尺寸 Size D	d	L	L1	a	刀片 Insert	压板 Clamp	螺钉 Screw	扳手 Wrench	Stock	Order Number	Price (RMB)
TP11R16-16-100	16	16	100	45	10	TP□N1103	TP-11	3/16伞形	L3	•	325500	150
TP11R20-20-100	20	20	100	45	10					•	325502	150
TP11R20-25-130	25	20	130	45	10					•	325504	150
TP16R20-30-100	30	20	100	45	14	TP□N1603	TP-16	1/4伞形	L4	•	325506	150
TP16R20-35-100	35	20	100	45	14					•	325508	150
TP16R32-35-110	35	32	110	45	14					•	325510	150
TP16R20-40-110	40	20	110	45	14					•	325512	150
TP16R25-40-110	40	25	110	45	14					•	325514	150
TP16R32-40-115	40	32	115	45	14					•	325516	150
TP16R20-50-110	50	20	110	45	14					•	325518	200
TP22R20-50-110	50	20	110	42	20	TP□N2204	TP-22	5-16伞形	L5	•	325520	200
TP22R32-50-115	50	32	115	42	20					•	325522	200
TP22R25-63-110	63	25	110	42	20					•	325524	250
TP22R32-80-130	80	32	130	42	20					•	325526	335

■ TP 直角台肩面铣刀盘
Right Angle Shoulder Milling Cutter

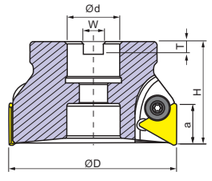

切削参数 (Cutting Parameters): R15-R18
零配件 (Spare Parts): P01-P04

●配备传统刀片，切削成本低
★ Equipped with a traditional blade, cutting low-cost

型号 Cat. No	尺寸 Size D	d	H	W	T	a	刀片 Insert	压板 Clamp	螺钉 Screw	扳手 Wrench	Stock	Order Number	Price (RMB)	Price (RMB)
TP11R40-16-4T	40	16	45	8.4	5.6	9	TP□N1103	TP-11	3/16伞形	L3	•	325600	-	160
TP11R50-22-4T	50	22	50	10.4	6.3	9					•	325602	-	160
TP16R50-22-4T	50	22	50	10.4	6.3	14	TP□N1603	TP-16	1/4伞形	L4	•	325604	-	160
TP22R50-22-3T	50	22	50	10.4	6.3	18	TP□N2204	TP-22	5/16伞形	L5	•	325606	250	-
TP22R63-22-3T	63	22	50	10.4	6.3	18					•	325608	283	160
TP22R80-27-4T	80	27	50	12.4	7	18					•	325610	417	270
TP22R100-32-5T	100	32	50	14.4	8	18					•	325612	600	425
TP22R125-40-6T	125	40	60	16.4	9	18					•	325614	1000	540
TP22R160-40-7T	160	40	63	16.4	9	18					•	325616	-	850
TP22R200-60-8T	200	60	63	25.7	14	18					•	325618	-	1350
TP22R63-25.4-3T	63	25.4	50	10	6	18					•	325620	-	160
TP22R80-25.4-4T	80	25.4	50	10	6	18					•	325622	-	270
TP22R100-31.75-6T	100	31.75	50	13	8	18					•	325624	-	425
TP22R125-38.1-6T	125	38.1	60	16.2	10	18					•	325626	-	540
TP22R160-38.1-7T	160	38.1	63	16.2	10	18					•	325628	-	850
TP22R200-47.625-8T	200	47.625	63	25.4	14.3	18					•	325630	-	1350

SSD90 直角台肩面铣刀盘
SSD90 Right Angle Step Face Milling Cutter

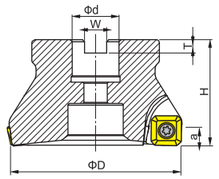

切削参数 (Cutting Parameters): R15-R18
零配件 (Spare Parts): P01-P04

型号 Cat. No	刃数 Blade number	直径 D Diameter	内径 d Inside diameter	端面直径 End face diameter	总长 H Long	沉头位直径 Countersunk head diameter	刀片 Insert	Stock	Order Number	Price (RMB)
SSD90R50-22-4T	4	50	22	41	40	17	SDMT1204PDER SDHW1204PDTR	•	327100	280
SSD90R63-22-5T	5	63	22	50	40	17		•	327102	300
SSD90R80-27-6T	6	80	27	60	50	37		•	327104	450
SSD90R100-32-8T	8	100	32	70	50	43		•	327106	680
SSD90R125-40-10T	10	125	40	80	63	57		•	327108	850

ASX400 直角台肩面铣刀盘
ASX400 Right Angle Step Face Milling Cutter

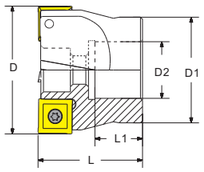

切削参数 (Cutting Parameters): R15-R18
零配件 (Spare Parts): P01-P04

型号 Cat. No	刃数 Blade number	直径 D Diameter	总长 L Long	内径 D2 Inside diameter	端面直径 End face diameter	刀片 Insert	Stock	Order Number	Price (RMB)
ASX400R50-22-4T	4	50	40	22	41	SPMT12T308	•	327200	300
ASX400R63-22-5T	5	63	40	22	50		•	327202	350
ASX400R80-27-6T	6	80	50	27	60		•	327204	450
ASX400R100-32-7T	7	100	50	32	70		•	327206	700
ASX400R125-40-8T	8	125	63	40	80		•	327208	850
ASX400R160-40-10T	10	160	63	40	100		•	327210	1300

WFX12 直角台肩面铣刀盘
WFX12 Right Angle Shoulder Face Mill

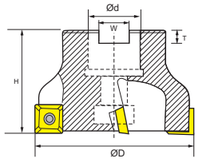

切削参数 (Cutting Parameters): R15-R18
零配件 (Spare Parts): P01-P04

- 可用于插铣，平面、台阶面、槽加工
- 低切削力，大前角，切削轻快
- 高生产率，高精度

★ Can be used to insert milling, flat, level surface, groove
★ Low cutting force, large rake angle, cutting light
★ High productivity, high-precision

型号 Cat. No	刃数 No.of flutes	尺寸 Size D	d	H	W	T	刀片 Insert	Stock	Order Number	Price (RMB)
WFX12R50-22-4T	4	50	22	40	10.4	6.3	SOMT120408PDER	•	327300	300
WFX12R63-22-5T	5	63	22	40	10.4	6.3		•	327302	350
WFX12R80-27-6T	6	80	27	50	12.4	7		•	327304	580
WFX12R100-32-6T	6	100	32	50	14.4	8		•	327306	900
WFX12R125-40-7T	7	125	40	63	16.4	9		•	327308	1000

WFX17 直角台肩面铣刀盘
WFX17 Right Angle Shoulder Face Mill

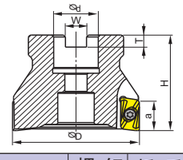

切削参数 (Cutting Parameters): R15-R18
零配件 (Spare Parts): P01-P04

- 可用于插铣，平面、台阶面、槽加工
- 低切削力，大前角，切削轻快
- 高生产率，高精度

★ Can be used to insert milling, flat, level surface, groove
★ Low cutting force, large rake angle, cutting light
★ High productivity, high-precision

型号 Cat. No	刃数 No.of flutes	尺寸 Size D	d	H	W	T	刀片 Insert	螺钉 Clamp screw	扳手 wrench	Stock	Order Number	Price (RMB)
WEX17R50-22-4T	4	50	22	40	10.4	6.3	AXMT170508PEER-G	M3×7	T8	•	327400	280
WEX17R63-22-4T	4	63	22	40	10.4	6.3				•	327402	315
WEX17R80-27-6T	6	80	27	50	12.4	7				•	327404	550
WEX17R100-32-8T	8	100	32	50	14.4	8				•	327406	800
WEX17R125-40-10T	10	125	40	63	16.4	9				•	327408	1050
WEX17R160-40-12T	12	160	40	63	16.4	9				•	327410	1450

RP..

11°后角圆形 有孔单面 铣削刀片

切削形态: Cutting Environment — ● 稳定切削 Stable Cutting; ◐ 一般切削 General Cutting; ✕ 不稳定切削 Unstable Cutting

P	钢	Steel	●◐ ◐✕✕✕◐●
M	不锈钢	Stainless Steel	◐◐✕✕✕✕◐◐
K	铸铁	Iron	●◐ ◐✕✕✕
N	铝/铜/镁/锌/塑料/木材	Aluminum/Copper/Magnesium/Zinc/Plastic/Wood	●◐
S	硬质合金/粉末冶金	Carbide/Powder Metallurgy	●✕✕◐●
H	钛/高温合金/碳纤维	Titanium/Superalloy/Carbon Fiber	●✕✕◐●

Application 用途	产品图片 Product Image	几何尺寸 Dimensioning	规格型号 Specification	尺寸 Dimension (mm) rε	A			T	a	配套刀柄 Matching Toolholder	PCD	PCBN-K	CBN-S	ZN60	ZK01	ZC32S	ZP301	ZP151	ZP152	ZP153	ZP163
圆角铣削加工 Face milling		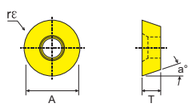	RPGT 08T2-AL 1003-AL 10T3-AL 1204-AL	4 5 5 6	8 10 10 12			2.78 3.15 3.97 4.76	11° 11° 11° 11°	刀柄: (Toolholder) D29-D30			●							
圆角铣削加工 Face milling		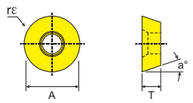	RPEW 0802MO 1003MO 1003MO-DU 1204MOF	4 5 5 6	8 10 10 12			2.38 3.15 3.97 4.76	11° 11° 11° 11°	刀柄: (Toolholder) D29-D30			● ● ● ● ● ● ●	●●●● ●●●● ●●●● ●●●●							
圆角铣削加工 Face milling		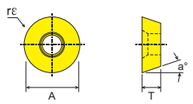	RPKT 10T3MOF 1204MOF	5 6	10 12			3.97 4.76	11° 11°	刀柄: (Toolholder) D29-D30				●●●● ●●●●							
圆角铣削加工 Face milling		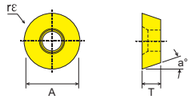	RPKT 10T3MOT 1204MOT	5 6	10 12			3.97 4.76	11° 11°	刀柄: (Toolholder) D29-D30				●●●● ●●●●							
圆角铣削加工 Face milling		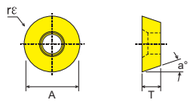	RPMT 08T2MOE-JS 1003MOE-JS 10T3MOE-JS 1204MOE-JS	4 5 5 6	8 10 10 12			2.78 3.18 3.97 4.76	11° 11° 11° 11°	刀柄: (Toolholder) D29-D30			● ●●●● ● ●●●● ● ●●●● ● ●●●●								
圆角铣削加工 Face milling		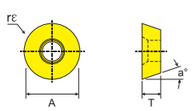	RPMT 10T3MO-DU 1204MO-DU	5 6	10 12			3.97 4.76	11° 11°	刀柄: (Toolholder) D29-D30				●●●●● ●●●●●							
圆角铣削加工 Face milling		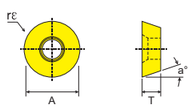	RPMT 08T2MO-GH 10T3MO-GH 1204MO-GH	4 5 6	8 10 12			2.78 3.97 4.76	11° 11° 11°	刀柄: (Toolholder) D29-D30				●●●●● ●●●●● ●●●●●							

■ EMRW 圆鼻面铣刀盘

Round Nose Milling Cutter

- 使用15° 正角刀片
- 刀片经济，适用性强
- 容屑空间大，排屑好
- 锥形设计，钢性高

★ Using the 15° positive angle blade
★ Blade economy, the applicability of high
★ Capacity chip a large space, good chip disposal
★ Cone design, steel high

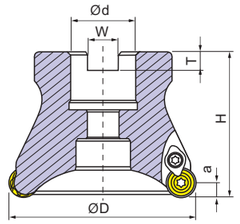

切削参数 (Cutting Parameters): R22-R24
零配件 (Spare Parts): P01-P04

型号 Cat. No	尺寸 Size D	d	H	W	T	a	刀片 Insert	压板 Clamp	螺钉 Screw	扳手 Wrench	Stock	Order Number	Price (RMB)	Price (RMB)
EMR5R50-22-4T	50	22	50	10.4	6.3	5	RPMW 1003 MO RPMT 10T3 MOE	Y-5R	M4×10 M3.5×10	T15	●	327600	167	200
EMR5R63-22-4T	63	22	50	10.4	6.3	5					●	327602	200	225
EMR5R80-27-6T	80	27	50	12.4	7	5					●	327604	307	350
EMR5R100-32-6T	100	32	50	14.4	7	5					●	327606	483	540
EMR5R125-40-7T	125	40	63	16.4	9	5					●	327608	767	750
EMR5R160-40-8T	160	40	63	16.4	9	5					●	327610	867	1150
EMR5R50-25.4-4T	50	25.4	50	10	6	5					●	327612	167	-
EMR5R63-25.4-4T	63	25.4	50	10	6	5					●	327614	200	225
EMR5R80-25.4-6T	80	25.4	50	10	6	5					●	327616	333	350
EMR5R100-31.75-6T	100	31.75	50	13	8	5					●	327618	500	540

型号 Cat. No	尺寸 Size D	d	H	W	T	a	刀片 Insert	压板Clamp	螺钉Screw	扳手 Wrench	Stock	Order Number	Price (RMB)	Price (RMB)
EMRW6R50-22-4T	50	22	50	10.4	6.3	6	RPMT1204 MO RPMW1204 MO	Y-6R	M4×10	T15	●	328100	167	200
EMRW6R63-22-4T	63	22	50	10.4	6.3	6					●	328102	200	225
EMRW6R80-27-6T	80	27	50	12.4	7	6					●	328104	307	350
EMRW6R100-32-6T	100	32	50	14.4	7	6					●	328106	483	540
EMRW6R125-40-7T	125	40	63	16.4	9	6					●	328108	767	750
EMRW6R160-40-8T	160	40	63	16.4	9	6					●	328110	867	1150
EMRW6R200-60-9T	200	60	63	25.7	14	6					●	328112	1833	1600
EMRW6R250-40-12T	250	40	63	25.7	14	6					●	328114	2500	-
EMRW6R300-60-14T	300	60	63	25.7	14	6					●	328116	3000	-
EMRW6R50-25.4-4T	50	25.4	50	10	6	6					●	328118	167	-
EMRW6R63-25.4-4T	63	25.4	50	10	6	6					●	328120	200	225
EMRW6R80-25.4-6T	80	25.4	50	10	6	6					●	328122	333	350
EMRW6R100-31.75-6T	100	31.75	50	13	8	6					●	328124	500	540

■ EMRM 圆刃立铣刀

Corner Rounding End Mills(EMRM)

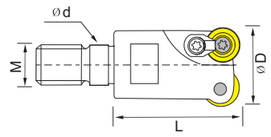

- 圆刀片切削刃强度高
  系列产品品种丰富
  最适合模具材料加工

- Circular blade cutting edge strength is high.
  Series of products rich variety.
  The most suitable mold materials processing.

切削参数 (Cutting Parameters): R22-R24
零配件 (Spare Parts): P01-P04

型 号 Cat. No	尺 寸 Size D	L	d	M	Teeth	刀片 Insert	压板 Clamp	螺钉 Screw	扳手 Wrench	Stock	Order Number	Price (RMB)
EMRM4R162M8	16	35	8.5	M8	2	RPMW0802MO	Y-4R	M3X7	T8	●	327700	150
EMRM4R172M8	17	35	8.5	M8	2					●	327702	150
EMRM4R202M10	20	35	10.5	M10	2					●	327704	160
EMRM4R212M10	21	35	10.5	M10	2					●	327706	160
EMRM5R202M10	20	35	10.5	M10	2	RPMW1003MO	Y-5R	M4X10 M3.5X10	T15	●	327708	160
EMRM5R212M10	21	35	10.5	M10	2					●	327710	160
EMRM5R252M12	25	35	12.5	M12	2					●	327712	200
EMRM5R262M12	26	40	12.5	M12	2					●	327714	200
EMRM5R302M16	30	40	17	M16	2					●	327716	300
EMRM5R353M16	35	40	17	M16	3					●	327717	300
EMRM6R302M16	30	40	17	M16	2	RPMT1204MO	Y-6R	M4X10	T15	●	327718	300
EMRM6R353M16	35				3					●	327719	300

■ EMR 圆鼻立铣刀
Round Nose End Mill

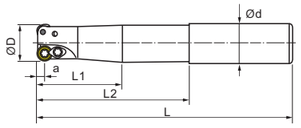

切削参数 (Cutting Parameters): R22-R24
零配件 (Spare Parts): P01-P04

●适配多种经济型刀片，性价比高。
★ Fit a variety of economic-type blade, cost-effective

型号 Cat. No	尺寸 Size D	d	L	L1	L2	a	刃数 No. of flutes	刀片 Insert	螺钉 Screw	压板 Clamp	扳手 Wrench	Stock	Order Number	Price (RMB)	Price (RMB)
EMR4R10-10-120-1T	10	10	120	30	-	4	1	RPMT0802..	M3×7	无	T10	●	327500	67	-
EMR4R12-12-130-1T	12	12	130	40	-	4	1					●	327502	67	100
EMR4R12-13-130-1T	13	12	130	40	-	4	1					●	327504	67	100
EMR4R15-16-150-2T	16	15	150	40	-	4	2			Y-4R		●	327506	-	110
EMR4R15-16-200-2T	16	15	200	50	-	4	2					●	327508	-	140
EMR4R16-16-130-2T	16	16	130	40	-	4	2					●	327510	-	110
EMR4R16-16-150-2T	16	16	150	50	-	4	2					●	327512	83	110
EMR4R16-16-200-2T	16	16	200	60	100	4	2					●	327514	100	140
EMR4R16-17-150-2T	17	16	150	50	-	4	2					●	327516	83	110
EMR4R16-17-200-2T	17	16	200	60	-	4	2					●	327518	100	140
EMR4R19-20-150-2T	20	19	150	40	-	4	2					●	327520	100	130
EMR4R19-20-200-2T	20	19	200	40	-	4	2					●	327522	117	145
EMR4R20-20-150-2T	20	20	150	50	-	4	2					●	327524	100	130
EMR4R20-20-200-2T	20	20	200	60	100	4	2					●	327526	117	145
EMR4R25-20-250-2T	20	25	250	60	-	4	2					●	327528	167	-
EMR4R20-21-150-2T	21	20	150	50	-	4	2					●	327530	100	-
EMR4R20-21-200-2T	21	20	200	60	-	4	2					●	327532	117	-
EMR5R19-20-150-2T	20	20	150	50	-	5	2	RPMW1003..	M3.5×10	Y-5R	T15	●	327534	100	-
EMR5R19-20-200-2T	20	19	200	60	-	5	2					●	327536	117	-
EMR5R20-20-150-2T	20	19	150	40	-	5	2					●	327538	100	130
EMR5R20-20-200-2T	20	20	200	50	100	5	2					●	327540	117	145
EMR5R20-21-150-2T	21	20	150	50	-	5	2					●	327542	100	130
EMR5R20-21-200-2T	21	20	200	60	-	5	2					●	327544	117	145
EMR5R20-25-150-2T	25	20	150	50	-	5	2					●	327546	117	100
EMR5R20-25-200-2T	25	20	200	50	-	5	2					●	327548	127	135
EMR5R24-25-150-2T	25	24	150	40	-	5	2					●	327550	117	100
EMR5R24-25-200-2T	25	24	200	50	-	5	2					●	327552	127	135
EMR5R24-25-250-2T	25	24	250	50	-	5	2					●	327554	117	100
EMR5R25-25-150-2T	25	25	150	50	-	5	2					●	327556	-	160
EMR5R25-25-200-2T	25	25	200	60	-	5	2					●	327558	127	135
EMR5R25-25-250-2T	25	25	250	70	115	5	2					●	327560	167	160
EMR5R32-25-300-2T	25	32	300	70	-	5	2					●	327562	267	-
EMR5R25-26-150-2T	26	25	150	50	-	5	2					●	327564	117	100
EMR5R25-26-200-2T	26	25	200	60	-	5	2					●	327566	127	135
EMR5R25-26-250-2T	26	25	250	70	-	5	2					●	327568	167	160
EMR5R25-30-150-2T	30	25	150	48	-	5	2					●	327570	117	110
EMR5R25-30-200-2T	30	25	200	50	-	5	2					●	327572	133	145
EMR5R25-30-250-2T	30	25	250	60	-	5	2					●	327574	167	170
EMR5R25-30-300-2T	30	25	300	60	-	5	2					●	327576	-	200
EMR5R32-30-300-2T	30	32	300	60	-	5	2					●	327578	-	200
EMR5R32-35-160-2T	35	32	150	50	-	5	2					●	327580	-	170
EMR5R32-35-150-3T	35	32	150	50	-	5	3					●	327582	177	180
EMR5R32-35-200-2T	35	32	200	60	-	5	2					●	327584	-	180
EMR5R32-35-200-3T	35	32	200	60	-	5	3					●	327586	200	190
EMR5R32-35-250-2T	35	32	250	70	-	5	2					●	327588	-	190
EMR5R32-35-250-3T	35	32	250	70	-	5	3					●	327590	233	225
EMR5R32-35-300-3T	35	32	300	70	-	5	3					●	327592	300	245
EMR5R32-35-350-3T	35	32	350	70	-	5	3					●	327594	367	275
EMR5R32-35-400-3T	35	32	400	70	-	5	3					●	327596	500	320
EMR5R32-40-150-3T	40	32	150	70	-	5	3					●	327598	183	250
EMR5R32-40-200-3T	40	32	200	70	-	5	3					●	327600	217	260
EMR5R32-40-250-3T	40	32	250	70	-	5	3					●	327602	250	300
EMR5R32-40-300-3T	40	32	300	70	-	5	3					●	327604	300	340
EMR5R32-40-350-3T	40	32	350	70	-	5	3					●	327606	383	380
EMR5R32-40-400-3T	40	32	400	70	-	5	3					●	327608	500	-
EMR5R32-50-150-4T	50	32	150	50	-	5	4					●	327610	267	-
EMR5R32-50-200-4T	50	32	200	50	-	5	4					●	327612	333	-
EMR5R20-30-110A-2T	30	20	110	30	-	5	2					●	327614	60	-
EMR5R20-30-110B-2T	30	20	110	30	-	5	2					●	327616	93	70
EMR5R3/4-30-110-2T	30	3/4	110	30	-	5	2					●	327618	93	70

■ EMRW 圆鼻立铣刀
Round Nose End Mill

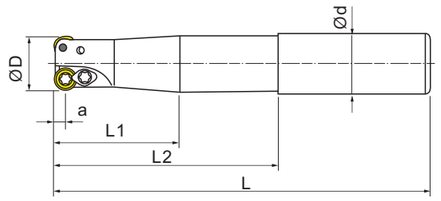

●刀片经济，适用性高
●容屑空间大，排屑好

★ Blade economy, the high applicability.
★ Capacity chip a large space, good chip removal.

切削参数 (Cutting Parameters): R22-R24
零配件 (Spare Parts): P01-P04

型号 Cat. No	尺寸 Size D	d	L	L1	L2	a	刃数 No. of flutes	刀片 Insert	压板 Clamp	螺钉 Screw	扳手 Wrench	Stock	Order Number	Price (RMB)	Price (RMB)
EMRW4R12-12-130-1T	12	12	130	40	-	4	1	RPMT 08T2MOE	无	M3×7	T10	●	327900	67	-
EMRW4R12-13-130-1T	13	12	130	40	-	4	1					●	327902	67	-
EMRW4R15-16-150-2T	16	15	150	40	-	4	2					●	327904	83	-
EMRW4R15-16-200-2T	16	15	200	40	-	4	2					●	327906	100	-
EMRW4R16-16-150-2T	16	16	150	50	-	4	2		Y-4R			●	327908	83	-
EMRW4R16-16-200-2T	16	16	200	60	-	4	2					●	327910	100	-
EMRW4R16-17-150-2T	17	16	150	50	-	4	2					●	327912	83	-
EMRW4R16-17-200-2T	17	16	200	60	-	4	2					●	327914	100	-
EMRW4R19-20-150-2T	20	19	150	40	-	4	2					●	327916	110	-
EMRW4R19-20-200-2T	20	19	200	40	-	4	2					●	327918	133	-
EMRW4R20-20-150-2T	20	20	150	50	-	4	2					●	327920	110	-
EMRW4R20-20-200-2T	20	20	200	60	-	4	2					●	327922	133	-
EMRW4R20-21-150-2T	21	20	150	50	-	4	2					●	327924	110	-
EMRW4R20-21-200-2T	21	20	200	60	-	4	2					●	327926	133	-
EMRW5R25-25-150-2T	25	25	150	50	-	5	2	RPMT10T3MOE	Y-5R	M4×9	T15	●	327928	117	-
EMRW5R25-25-200-2T	25	25	200	50	-	5	2					●	327930	127	-
EMRW5R25-25-250-2T	25	25	250	50	-	5	2					●	327932	193	-
EMRW5R25-30-150-2T	30	25	150	60	-	5	2					●	327934	133	-
EMRW5R25-30-200-2T	30	25	200	60	-	5	2					●	327936	167	-
EMRW5R25-30-250-2T	30	25	250	60	-	5	2					●	327938	227	-
EMRW5R32-35-150-3T	35	32	150	60	-	5	3					●	327940	217	-
EMRW5R32-35-200-3T	35	32	200	60	-	5	3					●	327942	250	-
EMRW5R32-35-250-3T	35	32	250	60	-	5	3					●	327944	283	-
EMRW5R32-35-300-3T	35	32	300	60	-	5	3					●	327946	333	-
EMRW6R25-32-150-2T	32	25	150	50	-	6	2	RPMW 1204 MO RPMT 1204 MO	Y-6R	M4×10	T15	●	327948	133	165
EMRW6R25-32-200-2T	32	25	200	55	-	6	2					●	327950	167	175
EMRW6R25-32-250-2T	32	25	250	60	-	6	2					●	327952	200	190
EMRW6R32-32-150-2T	32	32	150	50	-	6	2					●	327954	167	165
EMRW6R32-32-200-2T	32	32	200	50	-	6	2					●	327956	200	175
EMRW6R32-32-250-2T	32	32	250	60	-	6	2					●	327958	233	190
EMRW6R32-32-300-2T	32	32	300	60	-	6	2					●	327960	300	-
EMRW6R32-35-150-2T	35	32	150	50	-	6	2					●	327962	183	-
EMRW6R32-35-160-3T	35	32	160	50	-	6	3					●	327964	-	210
EMRW6R32-35-200-2T	35	32	200	50	-	6	2					●	327966	217	-
EMRW6R32-35-200-3T	35	32	200	50	-	6	3					●	327968	-	215
EMRW6R32-35-250-2T	35	32	250	60	-	6	2					●	327970	267	-
EMRW6R32-35-250-3T	35	32	250	60	-	6	3					●	327972	-	230
EMRW6R32-35-300-2T	35	32	300	60	-	6	2					●	327974	333	-
EMRW6R32-35-300-3T	35	32	300	60	-	6	3					●	327976	-	260
EMRW6R32-35-350-3T	35	32	350	60	-	6	3					●	327978	-	300
EMRW6R32-35-400-3T	35	32	400	60	-	6	3					●	327980	-	350
EMRW6R32-40-150-3T	40	32	150	50	-	6	3					●	327982	200	250
EMRW6R32-40-200-3T	40	32	200	50	-	6	3					●	327984	233	260
EMRW6R32-40-250-3T	40	32	250	60	-	6	3					●	327986	283	300
EMRW6R32-40-300-3T	40	32	300	60	-	6	3					●	327988	333	340
EMRW6R32-40-350-3T	40	32	350	60	-	6	3					●	327990	400	380
EMRW6R32-40-400-3T	40	32	400	60	-	6	3					●	327992	533	-
EMRW6R32-50-150-4T	50	32	150	50	-	6	4					●	327994	267	340
EMRW6R32-50-200-4T	50	32	200	50	-	6	4					●	327996	333	380

RC..

7°后角圆形 有孔单面 铣削刀片

切削形态: Cutting Environment — ● 稳定切削 Stable Cutting; ◐ 一般切削 General Cutting; ✕ 不稳定切削 Unstable Cutting

			PCD	CBN-K	CBN-S	ZN60	ZK01	ZC32S	ZP001	ZP151	ZP152	ZP153	ZP163
P	钢	Steel				●	◐	✕	✕	✕	✕	◐	●
M	不锈钢	Stainless Steel					◐	◐	✕	✕	✕	◐	◐
K	铸铁	Iron		●		◐		◐	✕	✕	✕		
N	铝/铜/镁/锌/塑料/木材	Aluminum/Copper/Magnesium/Zinc/Plastic/Wood	●				●						
S	硬质合金/粉末冶金	Carbide/Powder Metallurgy	●							✕	✕	◐	●
H	钛/高温合金/碳纤维	Titanium/Superalloy/Carbon Fiber	●							✕	✕	◐	●

用途 Application	产品图片 Product Image	几何尺寸 Dimensioning	规格型号 Specification	尺寸 Dimension (mm) rε	A			T	a	配套刀柄 Matching Toolholder	PCD	CBN-K	CBN-S	ZN60	ZK01	ZC32S	ZP001	ZP151	ZP152	ZP153	ZP163
圆角铣削加工 Face milling		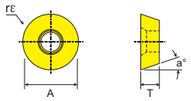	RCGT 0602-AL	3	6			2.38	7°	刀柄: (Toolholder) D32				●							
			0803-AL	4	8			3.15	7°					●							
			1003-AL	5	10			3.15	7°					●							
			10T3-AL	5	10			3.97	7°					●							
			1204-AL	6	12			4.76	7°					●							
圆角铣削加工 Face milling		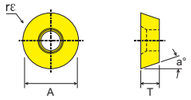	RCKT 10T3MO-PM	5	10			3.97	7°	刀柄: (Toolholder) D32					●	●	●	●	●	●	●
			1204MO-PM	6	12			4.76	7°						●	●	●	●	●	●	●
			1606MO-PM	8	16			6.35	7°						●	●	●	●	●	●	●
			2006MO-PM	10	20			6.35	7°						●	●	●	●	●	●	●
圆角铣削加工 Face milling		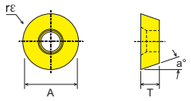	RCKT 10T3MO-PR	5	10			3.97	7°	刀柄: (Toolholder) D32					●	●	●	●	●	●	●
			1204MO-PR	6	12			4.76	7°						●	●	●	●	●	●	●
			1606MO-PR	8	16			6.35	7°						●	●	●	●	●	●	●
			2006MO-PR	10	20			6.35	7°						●	●	●	●	●	●	●
圆角铣削加工 Face milling		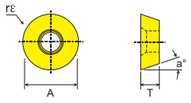	RCMT 0803MO	4	8			3.18	7°	刀柄: (Toolholder) D32					●		●	●		●	●
			1003MO	5	10			3.18	7°						●		●	●		●	●
			10T3MO	5	10			3.97	7°						●		●	●		●	●
			1204MO	6	12			4.76	7°						●		●	●		●	●
			1606MO	8	16			6.35	7°						●		●	●		●	●
			2006MO	10	20			6.35	7°						●		●	●		●	●
圆角铣削加工 Face milling		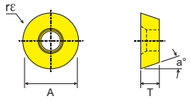	RCMX 0803MO	4	8			3.18	7°	刀柄: (Toolholder) D32					●		●	●		●	●
			1003MO	5	10			3.18	7°						●		●	●		●	●
			10T3MO	5	10			3.97	7°						●		●	●		●	●
			1204MO	6	12			4.76	7°						●		●	●		●	●
			1606MO	8	16			6.35	7°						●		●	●		●	●
			2006MO	10	20			6.35	7°						●		●	●		●	●
			2507MO	12.5	25			7.94	7°						●		●	●		●	●
			3209MO	16	32			9.52	7°						●		●	●		●	●

■ R200 圆鼻立铣刀

Round Nose End Mill

切削参数 (Cutting Parameters): R22-R24
零配件 (Spare Parts): P01-P04

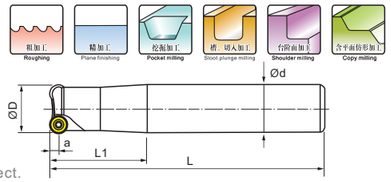

● 适配山特精磨刀片，精度更高，加工效果更佳。
★ Adapter Grinding Blade Sandvik, Higher Accuracy, Processing A Better Effect.

型号 Cat. No	尺寸 Size D	d	L	L1	a	刃数 No. of flutes	刀片 Insert	螺钉 Screw	扳手 Wrench	Stock	Order Number	Price (RMB)	Price (RMB)
R200-5R20-25-160-2T	25	20	160	-	5	2	RC□T 10T3 MO	M3.5×8.5	T15	●	328800	-	110
R200-5R24-25-150-2T	25	24	150	40	5	2				●	328802	167	110
R200-5R24-25-200-2T	25	24	200	50	5	2				●	328804	183	145
R200-5R25-25-150-2T	25	25	150	50	5	2				●	328806	167	110
R200-5R25-25-200-2T	25	25	200	60	5	2				●	328808	183	145
R200-5R25-25-250-2T	25	25	250	70	5	2				●	328810	217	-
R200-5R25-26-150-2T	26	25	150	50	5	2				●	328812	167	-
R200-5R25-26-200-2T	26	25	200	60	5	2				●	328814	183	-
R200-5R25-26-250-2T	26	25	250	70	5	2				●	328816	217	-
R200-5R25-30-150-2T	30	25	150	48	5	2				●	328818	150	-
R200-5R25-30-200-2T	30	25	200	50	5	2				●	328820	183	-
R200-5R25-30-250-2T	30	25	250	60	5	2				●	328822	217	-
R200-5R32-35-150-3T	35	32	150	50	5	3				●	328824	200	-
R200-5R32-35-200-3T	35	32	200	60	5	3				●	328826	233	-
R200-5R32-35-250-3T	35	32	250	70	5	3				●	328828	283	-
R200-5R32-35-300-3T	35	32	300	70	5	3				●	328830	333	-
R200-5R32-35-350-3T	35	32	350	70	5	3				●	328832	383	-
R200-6R25-32-150-2T	32	25	150	50	6	2	RC□T 1204 MO	M3.5×10	T15	●	328834	183	165
R200-6R25-32-200-2T	32	25	200	60	6	2				●	328836	200	175
R200-6R25-32-250-2T	32	25	250	70	6	2				●	328838	250	190
R200-6R32-32-150-2T	32	32	150	50	6	2				●	328840	200	-
R200-6R32-32-200-2T	32	32	200	60	6	2				●	328842	233	-
R200-6R32-32-250-2T	32	32	250	70	6	2				●	328844	267	-
R200-6R32-33-160-2T	33	32	160	-	6	2				●	328846	-	165
R200-6R32-33-200-2T	33	32	200	-	6	2				●	328848	-	175
R200-6R32-33-250-2T	33	32	250	-	6	2				●	328850	-	190
R200-6R32-35-150-3T	35	32	150	50	6	3				●	328852	200	-
R200-6R32-35-200-3T	35	32	200	60	6	3				●	328854	233	-
R200-6R32-35-250-3T	35	32	250	70	6	3				●	328856	283	-
R200-6R32-40-200-3T	40	32	200	60	6	3				●	328858	267	-
R200-6R32-40-250-3T	40	32	250	70	6	3				●	328860	307	-
R200-6R32-40-300-3T	40	32	300	70	6	3				●	328862	350	-

■ R200 圆鼻面铣刀盘

Round Nose Milling Cutter

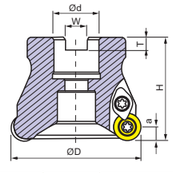

●适配山特精磨刀片
●精度，适于精加工
●锥形设计，钢性高

★ Adapter grinding blade Sandvik
★ High precision, suitable for finishing
★ Cone design, steel high

切削参数 (Cutting Parameters): R22-R24
零配件 (Spare Parts): P01-P04

型号 Cat. No	尺寸 Size D	d	H	W	T	a	刀片 Insert	压板 Clamp	螺钉 Screw	扳手 Wrench	Stock	Order Number	Price (RMB)	Price (RMB)
R200-5R50-22-4T	50	22	50	10.4	6.3	5	RC□T 10T3 MO	Y-5R	M3.5×8.5 M3.5×10	T15	●	328900	200	200
R200-5R63-22-4T	63	22	50	10.4	6.3	5					●	328902	240	225
R200-5R80-27-6T	80	27	50	12.4	7	5					●	328904	367	350
R200-5R100-32-6T	100	32	50	14.4	8	5					●	328906	567	540
R200-5R50-25.4-4T	50	25.4	50	10.4	6.3	5					●	328908	200	-
R200-5R63-25.4-4T	63	25.4	50	10.4	6.3	5					●	328910	240	-
R200-6R50-22-4T	50	22	50	10.4	6.3	6	RC□T 1204 MO	Y-6R	M4×10	T15	●	328912	200	200
R200-6R63-22-4T	63	22	50	10.4	6.3	6					●	328914	240	225
R200-6R80-27-6T	80	27	50	12.4	7	6					●	328916	367	350
R200-6R100-32-6T	100	32	50	14.4	8	6					●	328918	567	540
R200-6R50-25.4-4T	50	25.4	50	10.4	6.3	6					●	328920	200	-
R200-6R63-25.4-4T	63	25.4	50	10.4	6.3	6					●	328922	240	-
R200-8R63-22-4T	63	22	50	10.4	6.3	8	RC□T 1606 MO	Y-8R	M5×12	T20	●	328924	-	250
R200-8R80-27-6T	80	27	50	12.4	7	8					●	328926	-	400
R200-8R100-32-6T	100	32	50	14.4	8	8					●	328928	-	600
R200-8R125-40-6T	125	40	63	16.4	9	8					●	328930	-	750
R200-8R160-40-6T	160	40	63	16.4	9	8					●	328932	-	1150
R200-8R200-60-6T	200	60	63	25.7	14	8					●	328934	-	1600
R200-10R100-32-5T	100	32	63	14.4	8	10	RC□T 2006 MO	Y-10R	M5×12 M6×18	T20 T30	●	328936	-	600
R200-10R125-40-6T	125	40	63	16.4	9	10					●	328938	-	750

刀杆刀盘
直角台肩立铣刀
圆角铣刀
球头铣刀
钻铣刀杆
倒角刀杆
玉米铣刀
三面刃槽刀
快进给系列
龙门平面铣刀
锁牙式刀柄

RD..

15°后角圆形 有孔单面 铣削刀片

切削形态: Cutting Environment — ● 稳定切削 Stable Cutting; ● 一般切削 General Cutting; ✕ 不稳定切削 Unstable Cutting

			PCD	CBN-K	CBN-S	ZN60	ZK01	ZC32S	ZP101	ZP151	ZP152	ZP153	ZP163
P	钢	Steel					●	●	✕	✕	✕	●	●
M	不锈钢	Stainless Steel					●	●	✕	✕	✕	●	●
K	铸铁	Iron		●		●		●	✕	✕	✕		
N	铝/铜/镁/锌/塑料/木材	Aluminum/Copper/Magnesium/Zinc/Plastic/Wood	●				●						
S	硬质合金/粉末冶金	Carbide/Powder Metallurgy		●						✕	✕	●	●
H	钛/高温合金/碳纤维	Titanium/Superalloy/Carbon Fiber		●						✕	✕	●	●

用途 Application	产品图片 Product Image	几何尺寸 Dimensioning	规格型号 Specification	尺寸 Dimension (mm) rε	A			T	a	配套刀柄 Matching Toolholder	PCD	CBN-K	CBN-S	ZN60	ZK01	ZC32S	ZP101	ZP151	ZP152	ZP153	ZP163
圆角铣削加工 Face milling		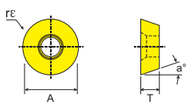	RDKW 0501MO 0702MO 0803MO 10T3MO 1204MO 1604MO 1605MO 1606MO 2006MO	2.5 3.5 4 5 6 8 8 8 10	5 7 8 10 12 16 16 16 20			1.59 2.38 3.15 3.97 4.76 4.76 5.56 6.35 6.35	15° 15° 15° 15° 15° 15° 15° 15° 15°	刀柄: (Toolholder) D34-D35				●	●	●	●	●	●	●
圆角铣削加工 Face milling		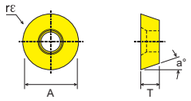	RDKX 10T3MO 1204MO 1605MO	5 6 8 10	10 12 16 20			3.97 4.76 6.35 6.35	15° 15° 15° 15°	刀柄: (Toolholder) D34-D35				●	●	●	●	●	●	●
圆角铣削加工 Face milling		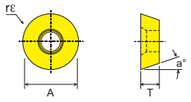	RDKX 10T3MP-1 1204MP-1	5 6	10 12			3.97 4.76	15° 15°	刀柄: (Toolholder) D34-D35					●	●	●	●			
圆角铣削加工 Face milling		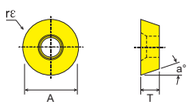	RDMW 10T3MOT-PM 1204MOT-PM 1605MOT-PM	5 6 8	10 12 16			3.97 4.76 5.56	15° 15° 15°	刀柄: (Toolholder) D34-D35					●	●	●	●			
圆角铣削加工 Face milling		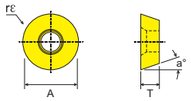	RDMT 10T3MO 1204MO	5 6	10 12			3.97 4.76	15° 15°	刀柄: (Toolholder) D34-D35							●	●	●	●	

■ TRS 圆鼻立铣刀
Round Nose End Mill



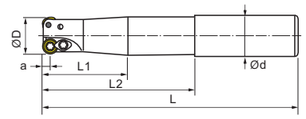

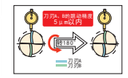

切削参数 (Cutting Parameters): R22-R24
零配件 (Spare Parts): P01-P04

- ●刀片经济，适用性高
- ●容屑空间大，排屑好

★ Blade economy, the high applicability.
★ Capacity chip a large space, good chip removal.

型号 Cat. No	尺寸 Size D	d	L	L1	L2	a	刃数 No. of flutes	刀片 Insert	螺钉 Screw	压板 Clamp	扳手 Wrench	Stock	Order Number	Price (RMB)	Price (RMB)
TRS2.5R08-08-80-1T	8	8	80	30	–	2.5	1	RDMW 0501 MO	M1.8×4	—	T6	●	328300	-	150
TRS2.5R08-09-100-2	9	8	100	30	–	2.5	2					●	328302	-	150
TRS2.5R10-10-120-2T	10	10	120	40	–	2.5	2					●	328304	-	150
TRS2.5R10-11-120-2	11	10	120	40	–	2.5	2					●	328306	-	150
TRS2.5R12-12-120-2T	12	12	120	40	–	2.5	2					●	328308	-	150
TRS2.5R12-12-120-3	12	12	120	40	–	2.5	3					●	328310	-	150
TRS2.5R12-13-120-2	13	12	120	40	–	2.5	2					●	328312	-	150
TRS2.5R12-13-120-3	13	12	120	40	–	2.5	3					●	328314	-	150
TRS2.5R16-16-150-4	16	16	150	40	–	2.5	4					●	328316	-	160
TRS2.5R16-16-200-4	16	16	200	40	–	2.5	4					●	328318	-	200
TRS2.5R16-17-150-4	17	16	150	40	–	2.5	4					●	328320	-	160
TRS2.5R16-17-200-4	17	16	200	40	–	2.5	4					●	328322	-	200
TRS2.5R20-20-150-4	20	20	150	40	–	2.5	4					●	328324	-	170
TRS2.5R20-20-200-4	20	20	200	40	–	2.5	4					●	328326	-	220
TRS2.5R20-21-150-4	21	20	150	40	–	2.5	4					●	328328	-	170
TRS2.5R20-21-200-4	21	20	200	40	–	2.5	4					●	328330	-	220
TRS3.5R10-10-120-1T	10	10	120	40	–	3.5	1	RDMW 0702 MO	M2.5×6	—	T8	●	328332	-	150
TRS3.5R12-12-120-1T	12	12	120	40	–	3.5	1					●	328334	-	150
TRS3.5R16-16-120-2T	16	16	120	40	–	3.5	2					●	328336	-	120
TRS3.5R16-16-160-2T	16	16	160	40	–	3.5	2					●	328338	-	120
TRS4R12-12-130-1T	12	12	130	40	–	4	1	RDMT 0802 MO	M3×7	Y-4R	T8	●	328340	67	100
TRS4R12-13-130-1T	13	12	130	40	–	4	1					●	328342	67	100
TRS4R15-16-150-2T	16	15	150	40	–	4	2					●	328344	83	110
TRS4R15-16-200-2T	16	15	200	40	–	4	2					●	328346	110	140
TRS4R16-16-150-2T	16	16	150	50	–	4	2					●	328348	83	110
TRS4R16-16-200-2T	16	16	200	60	100	4	2					●	328350	110	140
TRS4R16-17-150-2T	17	16	150	50	–	4	2					●	328352	83	110
TRS4R16-17-200-2T	17	16	200	60	–	4	2					●	328354	110	140
TRS4R19-20-150-2T	20	19	150	40	–	4	2					●	328356	100	130
TRS4R19-20-200-2T	20	19	200	40	–	4	2					●	328358	117	145
TRS4R20-20-150-2T	20	20	150	50	–	4	2					●	328360	100	130
TRS4R20-20-200-2T	20	20	200	60	100	4	2					●	328362	117	145
TRS4R20-20-250-2T	20	25	250	60	–	4	2					●	328364	167	-
TRS4R20-21-150-2T	21	20	150	50	–	4	2					●	328366	100	130
TRS4R20-21-200-2T	21	20	200	60	–	4	2					●	328368	117	145
TRS5R19-20-150-2T	20	19	150	40	–	5	2	RDMT 10T3 MO	M3.5×10 M4×9	Y-5R	T15	●	328370	100	-
TRS5R19-20-200-2T	20	19	200	40	–	5	2					●	328372	117	-
TRS5R20-20-150-2T	20	20	150	50	–	5	2					●	328374	100	130
TRS5R20-20-200-2T	20	20	200	60	100	5	2					●	328376	117	145
TRS5R20-21-150-2T	21	20	150	50	–	5	2					●	328378	100	-
TRS5R20-21-200-2T	21	20	200	60	–	5	2					●	328380	117	-
TRS5R20-25-150-2T	25	20	150	50	–	5	2					●	328382	117	100
TRS5R20-25-200-2T	25	20	200	50	–	5	2					●	328384	127	-
TRS5R24-25-150-2T	25	24	150	40	–	5	2					●	328386	117	100
TRS5R24-25-200-2T	25	24	200	40	–	5	2					●	328388	127	-
TRS5R25-25-150-2T	25	25	150	50	–	5	2					●	328390	117	100
TRS5R25-25-200-2T	25	25	200	60	115	5	2					●	328392	127	135
TRS5R25-25-250-2T	25	25	250	70	–	5	2					●	328394	167	160
TRS5R32-25-300-2T	25	32	300	70	–	5	2					●	328396	250	-
TRS5R25-26-150-2T	26	25	150	50	–	5	2					●	328398	117	100
TRS5R25-26-200-2T	26	25	200	60	–	5	2					●	328400	127	135
TRS5R25-26-250-2T	26	25	250	70	–	5	2					●	328402	167	-
TRS5R25-30-150-2T	30	25	150	48	–	5	2					●	328404	127	110
TRS5R25-30-200-2T	30	25	200	50	–	5	2					●	328406	150	145
TRS5R25-30-250-2T	30	25	250	60	–	5	2					●	328408	183	170
TRS5R32-35-150-3T	35	32	150	50	–	5	3					●	328410	183	180
TRS5R32-35-200-3T	35	32	200	60	–	5	3					●	328412	217	190
TRS5R32-35-250-3T	35	32	250	70	–	5	3					●	328414	283	225
TRS5R32-35-300-3T	35	32	300	70	–	5	3					●	328416	333	-
TRS5R32-35-350-3T	35	32	350	70	–	5	3					●	328418	400	-
TRS5R32-35-400-3T	35	32	400	70	–	5	3					●	328420	500	-
TRS6R25-32-150-2T	32	25	150	50	–	6	2	RDMT 1204 MO	M4×10	Y-6R	T15	●	328422	-	165
TRS6R25-32-200-2T	32	25	200	50	–	6	2					●	328424	-	175
TRS6R25-32-250-2T	32	25	250	60	–	6	2					●	328426	-	190
TRS6R32-32-150-2T	32	32	150	50	–	6	2					●	328428	167	-
TRS6R32-32-200-2T	32	32	200	50	–	6	2					●	328430	217	-
TRS6R32-32-250-2T	32	32	250	60	–	6	2					●	328432	267	-
TRS6R32-32-300-2T	32	32	300	60	–	6	2					●	328434	333	-
TRS6R32-40-150-3T	40	32	150	50	–	6	3					●	328436	233	250
TRS6R32-40-200-3T	40	32	200	50	–	6	3					●	328438	283	260
TRS6R32-40-250-3T	40	32	250	60	–	6	3					●	328440	317	300
TRS6R32-40-300-3T	40	32	300	60	–	6	3					●	328442	417	340

■ TRS 圆鼻面铣刀盘

Round Nose Milling Cutter

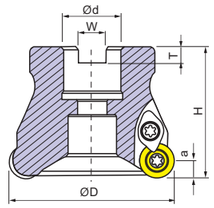

- 使用15° 正角刀片 ★ Using the 15° positive angle blade
- 刀片经济，适用性强 ★ Blade economy, the applicability of high
- 容屑空间大，排屑好 ★ Capacity chip a large space, good chip disposal
- 锥形设计，钢性高 ★ Cone design, steel high

切削参数 (Cutting Parameters): R22-R24
零配件 (Spare Parts): P01-P04

型号 Cat. No	尺寸 Size D	d	H	W	T	a	刀片 Insert	压板 Clamp	螺钉 Screw	扳手 Wrench	Stock	Order Number	Price (RMB)	Price (RMB)
TRS5R50-22-4T	50	22	50	10.4	6.3	5	RD□T 10T3 MO	Y-5R	M4×9 M3.5×10	T15	●	328500	167	200
TRS5R63-22-4T	63	22	50	10.4	6.3	5					●	328502	200	225
TRS5R80-27-6T	80	27	50	12.4	7	5					●	328504	307	350
TRS5R100-32-6T	100	32	50	14.4	8	5					●	328506	483	540
TRS5R50-25.4-4T	50	25.4	50	10.4	6.3	5					●	328508	167	-
TRS5R63-25.4-4T	63	25.4	50	10.4	6.3	5					●	328510	200	-
TRS6R50-22-4T	50	22	50	10.4	6.3	6	RD□T 1204 MO	Y-6R	M4×10	T15	●	328512	307	200
TRS6R63-22-4T	63	22	50	10.4	6.3	6					●	328514	483	225
TRS6R80-27-6T	80	27	50	12.4	7	6					●	328516	1067	350
TRS6R100-32-6T	100	32	50	14.4	8	6					●	328518	1333	540
TRS6R125-40-7T	125	40	50	14.4	14	6					●	328520	167	-
TRS6R160-40-8T	160	40	50	14.4	14	6					●	328522	200	-
TRS6R50-25.4-4T	50	25.4	50	10.4	6.3	6					●	328524	167	-
TRS6R63-25.4-4T	63	25.4	50	10.4	6.3	6					●	328526	200	-
TRS8R63-22-4T	63	22	50	10.4	6.3	8	RD□T 1606 MO	Y-8R	M5×11.5	T20	●	328528	233	250
TRS8R80-27-5T	80	27	50	12.4	7	8					●	328530	333	400
TRS8R100-32-6T	100	22	50	14.4	8	8					●	328532	500	600

■ TRSM 圆刃锁牙式铣刀头

Corner Rounding End Mills(trsm)

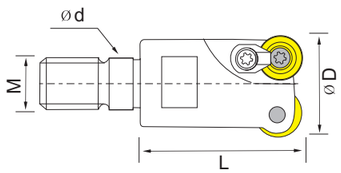

切削参数 (Cutting Parameters): R22-R24
零配件 (Spare Parts): P01-P04

型号 Cat. No	尺寸 Size D	L	d	M	Teeth	刀片 Insert	压板 Clamp	螺钉 Screw	扳手 Wrench	Stock	Order Number	Price (RMB)
RD0501R092M04	9	15	4.5	M4	2	RD..0501..	-	MS2004	T6	○	328600	320
RD0501R102M05	10	16	5.5	M5	2					○	328602	300
RD0501R112M05	11	18	5.5	M5	2					○	328604	300
RD0501R122M06	12	18	6.5	M6	2			MS2005		○	328606	300
RD0501R123M06	12	18	6.5	M6	3					○	328608	300
RD0501R132M06	13	18	6.5	M6	2					○	328610	300
RD0501R133M06	13	18	6.5	M6	3					○	328612	300
RD0501R164M08	16	23	8.5	M8	4					○	328614	350
RD0501R174M08	17	23	8.5	M8	2					○	328616	350
RD07T1R122M08	12	23	8.5	M8	2	RD..07T1..	-	MS2205	T7	○	328618	380
RD0702R162M08	16	23	8.5	M8	2	RD..0702..	-	MS2506	T8	○	328620	350
RD0702R172M08	17	23	8.5	M8	3					○	328622	350
RD0702R173M08	17	23	8.5	M8	3					○	328624	350
RD0702R203M10	20	30	10.5	M10	4					○	328626	350
RD0702R213M10	21	30	10.5	M10	5					○	328628	350
RD0702R254M12	25	35	12.5	M12	4					○	328630	400
RD0702R255M12	25	35	12.5	M12	5					○	328632	400
RD0702R264M12	26	35	12.5	M12	5					○	328634	400
RD0702R265M12	26	35	12.5	M12	6					○	328636	400
RD0702R355M16	35	43	12.5	M16	2					○	328638	450
RD0702R356M16	35	43	17	M16	2					○	328640	450
RD0802R162M08	16	23	17	M8	2	RDMT0802MO	Y-4R	MS3007	T8	●	328642	150
RD0802R172M08	17	23	8.5	M8	2					○	328644	300
RD0802R202M10	20	30	8.5	M10	2					●	328646	150
RD0802R212M10	21	30	10.5	M10	3					○	328648	300
RD1003R202M10	20	30	10.5	M10	3	RD..1003..	Y-5R	MS3507	T15	○	328650	300
RD1003R212M10	21	30	10.5	M10	3					○	328652	300
RD1003R253M12	25	35	12.5	M12	4					○	328654	300
RD1003R263M12	26	35	12.5	M12	2					○	328656	300
RD1003R353M16	35	43	17	M16	2					○	328658	320
RD1003R354M16	35	43	17	M16	3					○	328660	320
RD10T3R252M12	25	35	12.5	M12	3	RDMT10T3MO	Y-5R	M3.5X10 M4X9	T15	●	328662	160
RD10T3R262M12	26	35	12.5	M12						○	328664	300
RD10T3R302M16	30	40	17	M16						●	328666	160
RD10T3R323M16	32	43	17	M16						○	328668	320
RD10T3R353M16	35	43	17	M16						●	328670	200

RNGJ 圆形 有孔双面 铣削刀片

刀片(Insert):
RNGJ1204M0ELD ZP152
Ap:0.1-3.0 (mm)
Fz:0.07-1.5 (mm/rev)
Vc:100-300 (m/min)

切削形态: Cutting Environment ● 稳定切削 Stable Cutting ● 一般切削 General Cutting ✕ 不稳定切削 Unstable Cutting

P	钢	Steel	● ● ✕ ✕ ✕ ✕ ● ●
M	不锈钢	Stainless Steel	● ● ✕ ✕ ✕ ✕ ● ●
K	铸铁	Iron	● ● ● ✕ ✕ ✕
N	铝/铜/镁/锌/塑料/木材	Aluminum/Copper/Magnesium/Zinc/Plastic/Wood	● ●
S	硬质合金/粉末冶金	Carbide/Powder Metallurgy	● ✕ ✕ ● ●
H	钛/高温合金/碳纤维	Titanium/Superalloy/Carbon Fiber	● ✕ ✕ ● ●

用途 Application	产品图片 Product Image	几何尺寸 Dimensioning	规格型号 Specification	尺寸 Dimension (mm) rε	A			T	配套刀柄 Matching Toolholder	PCD	CBN-K	CBN-S	ZN60	ZC01	ZC01S	ZP201	ZP150	ZP152	ZP153	ZP163
平面铣削加工 Face milling		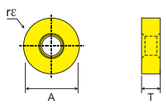	RNGJ 1204M0ELD 1204M0SGD 1204M0SHD	6	12			4.75	刀柄: (Toolholder) D36							●	●	●	●	●

■ KDR圆鼻铣刀杆

KDR Round nose cutter bar

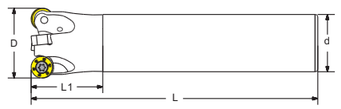

● 刀粒可两面使用，12次转位更经济!

★ The Grain Can Be Used On Both Sides, 12 For More Economic!

切削参数 (Cutting Parameters): R22-R24
零配件 (Spare Parts): P01-P04

型号 Cat. No	总长L Long	直径D Diameter	有效长L1 Effective length	柄径 d Shank diameter	刃数 Blade number	刀片 Insert	螺钉 Screw	扳手 Wrench	Stock	Order Number	Price (RMB)
KDR32Z02A32RN12L200	200	32	40	32	3	RNPJ1204	M4×9	T15	●	329200	450
KDR32Z03A32RN12L250	250	32	40	32	2				●	329202	500
KDR40Z04A32RN12L200	200	40	--	32	4				●	329204	500
KDR40Z04A32RN12L250	250	40	--	32	4				●	329206	600

■ KDR 圆鼻立铣刀盘

KDR Cylindrical Milling Cutter

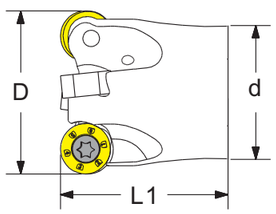

切削参数 (Cutting Parameters): R22-R24
零配件 (Spare Parts): P01-P04

型号 Cat. No	总长 Long	直径 Diameter	内孔 Inner hole	端面直径 Face diameter	刃数 Blade number	刀片 Insert	Stock	Order Number	Price (RMB)
KDR40Z04S16RN12	40	40	16	38	4	RNPJ1204	●	329300	600
KDR50Z04S22RN12	40	50	22	42	4		●	329302	650
KDR50Z05S22RN12	40	50	22	42	5		●	329304	700
KDR63Z05S22RN12	50	63	22	49	5		●	329306	750
KDR63Z07S22RN12	50	63	22	49	7		●	329308	800
KDR80Z06S27RN12	50	80	27	60	6		●	329310	900
KDR80Z08S27RN12	50	80	27	60	8		●	329312	1100
KDR100Z07S32RN12	50	100	32	78	7		●	329314	1200
KDR100Z09S32RN12	50	100	32	78	9		●	329316	1400

ZCET ZCEW

球形粗铣
双面有孔
仿形加工

用途 Application	产品图片 Product Image	几何尺寸 Dimensioning	规格型号 Specification		rε	A	B	T	配套刀柄 Matching Toolholder	PCD	CBN-K	CBN-S	ZN60	ZK01	ZC32S	ZP201	ZP150	ZP152	ZP153	ZP163
球头仿形粗铣加工 Rough milling of ball head profiling		ZC.. 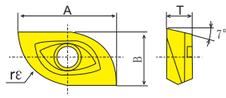 CP.. 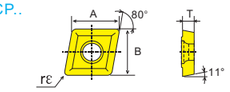	ZCET 080CE 主刃		8	15.6	7.9	3.97	刀柄：(Toolholder) D37							●	●	●	●	●
			ZCET 100CE		10	18.3	10	4.74								●	●	●	●	●
			ZCEW 100CE		10	18.3	10	4.74								●	●	●	●	●
			ZCET 125CE		12.5	23.1	12.3	6.1								●	●	●	●	●
			ZCEW 125CE		12.5	23.1	12.3	6.1								●	●	●	●	●
			ZCET 150CE		15	28.3	14.9	7.59								●	●	●	●	●
			ZCEW 150CE		15	28.3	14.9	7.59								●	●	●	●	●
			ZCET 160CE		16	28.8	15.4	7.45								●	●	●	●	●
			ZCEW 200CE		20	35.4	20.1	8.0								●	●	●	●	●
			ZCET 080SE	副刃	8	16.8	5.9	3.43								●	●	●	●	●
			ZCET 100SE		10	16.7	8.1	4.24								●	●	●	●	●
			ZCEW 100SE		10	16.7	8.1	4.24								●	●	●	●	●
			ZCET 125SE		12.5	20.8	9.3	5.4								●	●	●	●	●
			ZCEW 125SE		12.5	20.8	9.3	5.4								●	●	●	●	●
			ZCET 150SE		15	25.7	11.8	7.09								●	●	●	●	●
			ZCEW 150SE		15	25.7	11.8	7.09								●	●	●	●	●
			ZCET 160SE		16	26.3	12.4	6.96								●	●	●	●	●
			ZCEW 200SE		20	31.9	15.7	7.0								●	●	●	●	●
			CPMT 080204	外周刃	0.4	7.94	7.94	2.38								●	●	●	●	●
			CPMT 090308		0.8	9.525	9.525	3.18								●	●	●	●	●

■ BCF/BCFL 球形立铣刀

Spherical End Mill

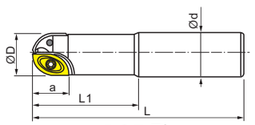

BCF 型

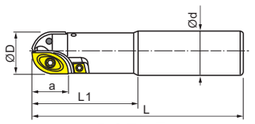

BCFL 型

■ BCF为两刃型 BCFL为四刃型

■ BCF for the edged-type BCFL for four-edge-type

- 采用精密级刀片可得到高精度加工表面
- 刀片表面凸面设计，不仅刀刃锋利并可降低切削振动的噪音

★ Use of available high-precision machining precision blade surface.

★ Blade surface of convex design, and reduces not only the sharp cutting edge Vibration noise.

切削参数 (Cutting Parameters): R25-R26
零配件 (Spare Parts): P01-P04

型号 Cat. No	尺寸 Size D	d	L	L1	a	刃数 No. of flutes	刀片 Insert 亲刃(1刃)	子刃(1刃)	外周刃(2刃)	螺钉 Screw	扳手 Wrench	Order Number	BCF 型 Price (RMB)	BCF型 Price (RMB)	BCFL型 Price (RMB)
C20-10R-150	20	20	150	70	30	2/4	ZCEW\T 100CE	ZCEW\T 100SE	CPMT080204	M3.5×9.5 M2.5×6	T10 T8	329400	330	510	580
C20-10R-200	20	20	200	50	30	2						329402	430	-	-
C20-10R-250	20	20	250	50	30	2						329404	530	-	-
C25-10R-150	20	25	150	70	30	2/4						329406	-	510	650
C25-10R-200	20	25	200	80	30	2/4						329408	-	560	650
C25-10R-250	20	25	250	100	30	2/4						329410	-	790	880
C32-10R-300	20	32	300	150	30	2/4						329412	-	900	980
C20-1.25R-150	25	25	150	70	39	2/4	ZCEW\T 125CE	ZCEW\T 125SE	CPMT090308	M4×9	T15	329414	-	620	700
C25-1.25R-150	25	25	150	100	39	2/4						329416	400	790	880
C25-1.25R-200	25	32	200	100	39	2/4						329418	500	790	880
C25-1.25R-250	25	32	250	150	39	2/4						329420	600	900	980
C32-1.25R-300	25	32	300	150	39	2/4						329422	-	1020	1100
C32-15R-160	30	32	160	70	43	2/4	ZCEW\T 150CE	ZCEW\T 150SE	CPMT090308	M5×12 M4×9	T20 T15	329424	460	730	800
C32-15R-200	30	32	200	100	43	2/4						329426	560	850	950
C32-15R-250	30	32	250	150	43	2/4						329428	700	960	1050
C32-15R-300	30	32	300	150	43	2/4						329430	830	1100	1150
C32-15R-350	30	32	350	200	43	2/4						329432	-	1300	1400
C32-16R-160	32	32	160	70	43	2/4	ZCEW 160CE	ZCEW 160SE	CPMT090308	M5×12 M4×9	T30 T15	329434	-	740	800
C32-16R-200	32	32	200	100	43	2/4						329436	-	850	950
C32-16R-250	32	32	250	150	43	2/4						329438	-	960	1050
C32-16R-300	32	32	300	150	43	2/4						329440	-	1100	1150
C32-16R-350	32	32	350	200	43	2/4						329442	-	1300	1400
C42-20R-200	40	42	200	100	50	2/4	ZCEW 200CE	ZCEW 200SE	CPMT090308	M6×18 M4×9	T30 T15	329444	-	1130	1250
C42-20R-250	40	42	250	150	50	2/4						329446	-	1240	1350
C42-20R-300	40	42	300	150	50	2/4						329448	-	1350	1450
C42-20R-350	40	42	350	200	50	2/4						329450	-	1470	1560
MT5-20R-200	40	MT5	200	100	50	2/4						329452	-	1240	1350
MT5-20R-250	40	MT5	250	150	50	2/4						329454	-	1350	1450
C50.8-25R-200	50	50.8	200	100	50	2/4	ZCEW 250CE	ZCEW 250SE	CPMT090308	M6×18 M4×9	T30 T15	329456	-	1300	1400
C50.8-25R-250	50	50.8	250	150	50	2/4						329458	-	1410	1500
C50.8-25R-300	50	50.8	300	150	50	2/4						329460	-	1520	1600
C50.8-25R-350	50	50.8	350	200	50	2/4						329462	-	1700	1800
C50.8-25R-400	50	50.8	400	200	50	2/4						329464	-	2030	2150
MT5-25R-200	50	MT5	200	100	50	2/4						329466	-	1520	1600
MT5-25R-250	50	MT5	250	150	50	2/4						329468	-	1700	1800

SWB

球形粗铣
双面有孔
仿形加工

切削形态: Cutting Environment ● 稳定切削 Stable Cutting ● 一般切削 General Cutting ✕ 不稳定切削 Unstable Cutting

P	钢	Steel																	
M	不锈钢	Stainless Steel																	
K	铸铁	Iron																	
N	铝/铜/镁/锌/塑料/木材	Aluminum/Copper/Magnesium/Zinc/Plastic/Wood																	
S	硬质合金/粉末冶金	Carbide/Powder Metallurgy																	
H	钛/高温合金/碳纤维	Titanium/Superalloy/Carbon Fiber																	

用途 Application	产品图片 Product Image	几何尺寸 Dimensioning	规格型号 Specification		rε	A	B	T	配套刀柄 Matching Toolholder	PCD	CBN-K	CBN-S	ZN60	ZK01	ZC32S	ZP201	ZP150	ZP152	ZP153	ZP163
球头仿形粗铣加工 Rough milling of ball head profiling		SWB.. 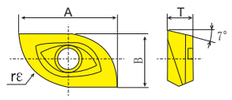 SP.. 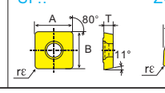 ZC/ZP.. 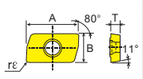	SWB 216HM 主刃		8	15	7.9	3	刀柄：(Toolholder) D38								●	●	●
			220HM		10	15.8	9.9	3.65									●	●	●
			225HM		12.5	18.5	12.4	3.8									●	●	●
			230HM		15	22.2	14.8	5.35									●	●	●
			232HM		16	26	16	5.35									●	●	●
			240HM		20	30.4	20.8	6.85									●	●	●
			250HM		25	34.4	25.7	7									●	●	●
			216HS	副刃	8	16.1	6.6	3									●	●	●
			220HS		10	20	8.2	3.65									●	●	●
			225HS		12.5	23.8	10.5	3.8									●	●	●
			230HS		15	27.5	12.3	5.35									●	●	●
			232HS		16	31.7	13.9	5.35									●	●	●
			240HS		20	37.5	16.3	6.85									●	●	●
			250HS		25	42.6	20.8	7									●	●	●
			SPGA 090304	外周刃	0.4	9.525	9.525	3.18									●	●	●
			SPMA 090304		0.4	9.525	9.525	3.18									●	●	●
			IM-SP 32GS		0.8	9.525	9.525	3.18									●	●	●
			ZCMT 100308R		0.8	10.4	6.35	3.4									●	●	●
			ZPMT 100308ZER		0.8	10	6	3.2									●	●	●

■ SWB 球形立铣刀

Spherical End Mill

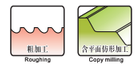

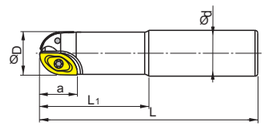

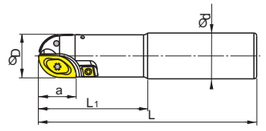

切削参数 (Cutting Parameters): R25-R26
零配件 (Spare Parts): P01-P04

- 采用精密级刀片可得到高精度加工表面
- 刀片表面凸面设计，不仅刀刃锋利并可降低切削振动的噪音

★ Use of available high-precision machining precision blade surface.

★ Blade surface of convex design, and reduces not only the sharp cutting edge Vibration noise.

型号 Cat. No	总长 L Long	直径 D Diameter	R	柄径 d Shank diameter	有效长 L1 Effective Length	主刃刀片 The main blade	副刃刀片 Side blade	外周刃刀片 Peripheral blade	主外周刃长度 Peripheral Length	主副刃螺丝 Main screw	外周刃螺丝 Outside screw	Order Number	Price (RMB)
SWBML2535S25	220	25	12.5	25	70	SWB225HM	SWB225HS	ZCMT100308R	35	DSW-4085	ESW-206	329600	800
SWBM2535S32	200	25	12.5	32	100							329602	900
SWBL2535S32	250	25	12.5	32	110							329604	1000
SWBS3040S32	200	30	15	32	120	SWB230HM	SWB230HS	IM-SP32GS	41	DSW-509	CSW-407	329606	1100
SWBM3040S32	250	30	15	32	150							329608	1250
SWBL3040S32	300	30	15	32	200							329610	1450
SWBE3040S32	350	30	15	32	200							329612	1650
SWB30080MT4		30	15	MT4	80							329614	1300
SWB30120MT4		30	15	MT4	120							329616	1500
SWBS4050S42	200	40	20	42	120	SWB240HMN	SWB240HSN	SPGA090304 SPMA090304	50	TSW-614H	ESW-406	329618	1350
SWBM4050S42	250	40	20	42	150							329620	1500
SWBL4050S42	300	40	20	42	200							329622	1700
SWBE4050S42	350	40	20	42	200							329624	1900
SWB40090MT5		40	20	MT4	90							329626	1600
SWBS5080C508	200	50	25	50.8	120	SWB250HMNL	SWB250HSNL	IM-SP43GS	80	HSW-614H	CSW-510	329628	1750
SWBM5080C508	250	50	25	50.8	170							329630	2100
SWBL5080C508	300	50	25	50.8	220							329632	2500
SWB50100MT5		50	25	MT5	100							329634	2300
SWB50120MT5		50	25	MT5	120							329636	2500
SWB50150MT5		50	25	MT5	150							329638	2700
SWB50170MT5		50	25	MT5	170							329640	3000

ABPF/BNM

机夹式球头立铣刀
Machine clamped ball end mill

ZPFG ZCFW
球形精铣
双面有孔
仿形加工

切削形态: Cutting Environment ● 稳定切削 Stable Cutting ◐ 一般切削 General Cutting ✕ 不稳定切削 Unstable Cutting

			PCD	CBN-K	CBN-S	ZN60	ZK01	ZC32S	ZP201	ZP151	ZP152	ZP153	ZP163
P	钢	Steel	●	◐		◐	✕	✕	✕	◐	◐	●	
M	不锈钢	Stainless Steel				◐	◐	✕	✕	✕	◐	◐	○
K	铸铁	Iron		●		◐	◐	✕	✕	✕			
N	铝/铜/镁/锌/塑料/木材	Aluminum/Copper/Magnesium/Zinc/Plastic/Wood	●				◐						
S	硬质合金/粉末冶金	Carbide/Powder Metallurgy		●						✕	✕	◐	●
H	钛/高温合金/碳纤维	Titanium/Superalloy/Carbon Fiber		●						✕	✕	◐	●

用途 Application	产品图片 Product Image	几何尺寸 Dimensioning	规格型号 Specification	尺寸 Dimension (mm) rε	A	B	T	配套刀柄 Matching Toolholder
球头仿形精铣加工 Finish milling of ball head profiling		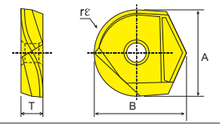	ZPFG 080	4	8	9.7	2.1	刀柄: (Toolholder) D39
			100	5	10	12.1	2.7	
			120	6	12	14.6	3.2	
			160	8	16	16.6	4.2	
			200	10	20	20.3	5.2	
			250	12.5	25	24.1	6.2	
			300	15	30	29.2	7.2	
			320	16	32	30.2	7.2	
直角台肩精铣加工 Right angle shoulder long chain milling		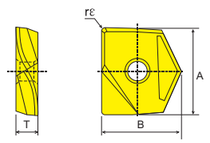	ZCFW 080-R0.3	0.3	8	9.7	2.1	刀柄: (Toolholder) D39
			100-R0.3	0.3	10	12.1	2.7	
			100-R0.5	0.5	10	12.1	2.7	
			100-R1.0	1.0	10	12.1	2.7	
			120-R0.3	0.3	12	14.6	3.2	
			120-R0.5	0.5	12	14.6	3.2	
			120-R1.0	1.0	12	14.6	3.2	
			160-R0.3	0.3	16	16.6	4.2	
			160-R0.5	0.5	16	16.6	4.2	
			160-R1.0	1.0	16	16.6	4.2	
			160-R1.5	1.5	16	16.6	4.2	
			160-R2.0	2.0	16	16.6	4.2	
			200-R0.3	0.3	20	19.9	5.2	
			200-R0.5	0.5	20	19.9	5.2	
			200-R1.0	1.0	20	19.9	5.2	
			200-R1.5	1.5	20	19.9	5.2	
			200-R2.0	2.0	20	19.9	5.2	
			250-R0.3	0.3	25	22.6	6.2	
			250-R0.5	0.5	25	22.6	6.2	
			250-R1.0	1.0	25	22.6	6.2	
			250-R1.5	1.5	25	22.6	6.2	
			250-R2.0	2.0	25	22.6	6.2	
			300-R0.3	0.3	30	27.2	7.2	
			300-R0.5	0.5	30	27.2	7.2	
			300-R1.0	1.0	30	27.2	7.2	
			320-R0.3	0.3	32	28.2	7.2	
			320-R0.5	0.5	32	28.2	7.2	
			320-R1.0	1.0	32	28.2	7.2	

■ ABPF
球形立铣刀
Spherical End Mill

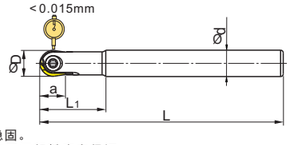

切削参数 (Cutting Parameters): R25-R26
零配件 (Spare Parts): P01-P04

精加工 Plane finishing　含平面仿形加工 Copy milling

- 刀片安装面 "V" 型设计，使安装更加稳固。
- R部刃形螺旋设计，切削轻快、平滑，加工面粗糙度有保证。
- 刃口经过特殊处理，有优异的抗崩损性。

★ The blade mounting surface "V" type design, make install more solid.
★ R spiral blade design, fast, smooth cutting, machining surface roughness has a guarantee.
★ Blade through special processing, have excellent resistance to crash damage.



ABPF-R



ABPF-S

型号 Cat. No	尺寸 Size D	d	L	L1	a	刀片 Insert	螺钉 Screw	扳手 Wrench	Stock	Order Number	Price (RMB)
ABPF4R10-110	R4	10	110	36	5	ZPFG80(-G)/ZDFG80-W	ZPFG4R	T8	●	329700	900
ABPF5R10-160	R5	10	160	40	7	ZPFG100(-G)/ZDFG100-W	ZPFG5R	T10	●	329702	950
ABPF5R12-160	R5	12	160	50	7				●	329704	950
ABPF6R12-160	R6	12	160	45	8	ZPFG120(-G)/ZDFG120-W	ZPFG6R	T20	●	329706	950
ABPF8R16-200	R8	16	200	80	10	ZPFG160(-G)/ZDFG160-W	ZPFG8R	T20	●	329708	1000
ABPF10R20-200	R10	20	200	65	12.5	ZPFG200(-G)/ZDFG200-W	ZPFG10R	T25	●	329710	1100
ABPF12.5R25-200	R12.5	25	200	80	15	ZPFG250(-G)/ZDFG250-W	ZPFG12.5R	T20	●	329712	1100
ABPF15R30-150	R15	30	150	80	20	ZPFG300(-G)/ZDFG300-W	ZPFG15R	T30	●	329714	1200
ABPF15R30-200	R15	30	200	100	20				●	329716	1300
ABPF-R5-M6	R5	M6	43	26	-	ZPFG100	ZPFG5R	T20	●	329720	650
ABPF-R6-M6	R6	M6	43	26	-	ZPFG120	ZPFG6R	T20	●	329722	650
ABPF-R8-M8	R8	M8	43	26	-	ZPFG160	ZPFG8R	T20	●	329724	650
ABPF-R10-M10	R10	M10	49	30	-	ZPFG200	ZPFG10R	T25	●	329726	650
ABPF-R12.5-M12	R12.5	M12	55	33	-	ZPFG250	ZPFG12.5R	T20	●	329728	800
ABPF-R15-M16	R15	M16	65	42	-	ZPFG300	ZPFG15R	T30	●	329730	800
ARPF-S16-M8	16	M8	43	25	-	ZCFW160	ZPFG8R	T20	●	329732	650
ARPF-S20-M10	20	M10	48	29	-	ZCFW200	ZPFG10R	T25	●	329734	650
ARPF-S25-M12	25	M12	55	33	-	ZCFW250	ZPFG12.5R	T20	●	329736	800
ARPF-S30-M16	30	M16	46	41	-	ZCFW300	ZPFG15R	T30	●	329738	800

BNM
球形精铣
双面有孔
仿形加工

切削形态: Cutting Environment ● 稳定切削 Stable Cutting ◐ 一般切削 General Cutting ✕ 不稳定切削 Unstable Cutting

			PCD	CBN-K	CBN-S	ZN60	ZK01	ZC32S	ZP201	ZP150	ZP152	ZP153	ZP163
P	钢	Steel	●	◐		◐	✕	✕	✕	◐	◐	●	
M	不锈钢	Stainless Steel				◐	◐	✕	✕	✕	◐	◐	○
K	铸铁	Iron		●		◐	◐	✕	✕	✕			
N	铝/铜/镁/锌/塑料/木材	Aluminum/Copper/Magnesium/Zinc/Plastic/Wood	●				◐						
S	硬质合金/粉末冶金	Carbide/Powder Metallurgy		●						✕	✕	◐	●
H	钛/高温合金/碳纤维	Titanium/Superalloy/Carbon Fiber		●						✕	✕	◐	●

用途 Application	产品图片 Product Image	几何尺寸 Dimensioning	规格型号 Specification	尺寸 Dimension (mm) rε	A	B	T	配套刀柄 Matching Toolholder
球头仿形精铣加工 Finish milling of ball head profiling		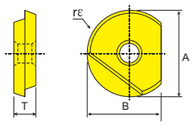	BNM 060	3	6	5	2	刀柄: (Toolholder) D40
			070	3.5	7	5.5	2	
			080	4	8	7	2.4	
			100	5	10	8.5	2.6	
			110	5.5	11	9	2.6	
			120	6	12	10	3	
			160	8	16	12	4	
			200	10	20	15	5	
			250	12.5	25	18.5	6	
			300	15	30	22.5	7	
			320	16	32	23.5	7	

■ BNM 球形立铣刀
Spherical End Mill

精加工 Plane finishing　含平面仿形加工 Copy milling

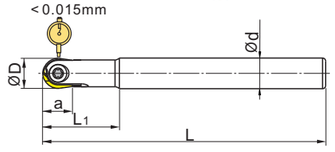

切削参数 (Cutting Parameters): R25-R26
零配件 (Spare Parts): P01-P04



BNM-R



BNM-S

型号 Cat. No	总长 L	直径 D	R	柄径 d Shank diameter	有效长 Effective length L1	配用刀片 Equipped Inserts	夹紧螺丝 Clamp Screw	Stock	Order Number	Price (RMB)	Price (RMB)
BNML-100075T-S12	132	10	R5	12	75	BNM-100	FSW-3007H	●	329800	-	240
BNML-120085T-S16	145	12	R6	16	85	BNM-120	FSW-3509	●	329802	-	260
BNML C12-6R-130-1T	130	12	R6	12	40			●	329804	135	-
BNML C12-6R-150-1T	150	12	R6	12	50			●	329806	135	-
BNML-160100T-S20	166	16	R8	20	100	BNM-160	FSW-4013	●	329808	-	300
BNML C16-8R-150-1T	150	16	R8	16	50			●	329810	170	-
BNML C16-8R-200-1T	200	16	R8	16	60			●	329812	200	-
BNML-200115T-S25	191	20	R10	25	115	BNM-200	FSW-5016	●	329814	-	485
BNML C20-10R-150-1T	150	20	R10	20	50			●	329816	170	-
BNML C20-10R-200-1T	200	20	R10	20	60			●	329818	200	-
BNML C25-10R-250-1T	250	20	R10	25	60			●	329820	235	-
BNML C25-12.5R-150-1T	150	25	R12.5	12.5	45	BNM-250	FSW-6020	●	329822	200	-
BNML C25-12.5R-200-1T	200	25	R12.5	12.5	55			●	329824	235	-
BNML C25-12.5R-250-1T	250	25	R12.5	12.5	60			●	329826	270	-
BNMM-300106T-S32	186	30	R15	32	106	BNM-300	FSW-8025	●	329828	-	1000
BNML-300160T-S32	240	30	R15	32	160			●	329830	-	1100
BNM-R5-M6	40	10	R5	M6	22	BNM-100	FSW-3007H	●	329850	-	650
BNM-R6-M6	40	12	R6	M6	22	BNM-120	FSW-3509	●	329852	-	650
BNM-R8-M8	40	16	R8	M8	22	BNM-160	FSW-4013	●	329854	-	650
BNM-R10-M10	50	20	R10	M10	28	BNM-200	FSW-5016	●	329856	-	650
BNM-R12.5-M12	60	25	R12.5	M12	33	BNM-250	FSW-6020	●	329858	-	800
BNM-R15-M16	65	30	R15	M16	41	BNM-300	FSW-8025	●	329860	-	800
BNM-S100-M5	40	10	-	M5	20	BNM-S100	FSW-3007H	●	329870	-	650
BNM-S120-M6	40	12	-	M6	22	BNM-S120	FSW-3509	●	329872	-	650
BNM-S160-M8	40	16	-	M8	28	BNM-S160	FSW-4013	●	329874	-	800
BNM-S200-M10	50	20	-	M10	30	BNM-S200	FSW-5016	●	329876	-	800

T2139 机夹式球头立铣刀 Machine clamped ball end mill

P3200 球形精铣 / 双面有孔 / 仿形加工

切削形态: Cutting Environment — ● 稳定切削 Stable Cutting; ◐ 一般切削 General Cutting; ✕ 不稳定切削 Unstable Cutting

P	钢	Steel
M	不锈钢	Stainless Steel
K	铸铁	Iron
N	铝/铜/镁/锌/塑料/木材	Aluminum/Copper/Magnesium/Zinc/Plastic/Wood
S	硬质合金/粉末冶金	Carbide/Powder Metallurgy
H	钛/高温合金/碳纤维	Titanium/Superalloy/Carbon Fiber

用途 Application	产品图片 Product Image	几何尺寸 Dimensioning	规格型号 Specification	尺寸 Dimension (mm) rε	A	B	T	配套刀柄 Matching Toolholder	PCD	CBN-K	CBN-S	ZN60	ZK01	ZC32S	ZP201	ZP151	ZP152	ZP153	ZP163
球头仿形精铣加工 Finish milling of ball head profiling		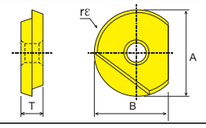	P3200- D08	4	8	7	2.4	刀柄: (Toolholder) D42	●	●	●	●	●	●	●	●	●	●
			D10	5	10	8.5	2.6		●	●	●	●	●	●	●	●	●	●	●
			D12	6	12	10	3		●	●	●	●	●	●	●	●	●	●	●
			D16	8	16	12	4		●	●	●	●	●	●	●	●	●	●	●
			D20	10	20	15	5		●	●	●	●	●	●	●	●	●	●	●
			D25	12.5	25	18.5	6		●	●	●	●	●	●	●	●	●	●	●
			D30	15	30	22.5	7		●	●	●	●	●	●	●	●	●	●	●
			D32	16	32	23.5	7		●	●	●	●	●	●	●	●	●	●	●

用途 Application	被加工材料 Processed Material	刀片材质 Inserts Material	切削速度 Cutting Speed Vc(m/min)	切削条件 Cutting Condition	切削参数 Cutting Parameter Ø6	Ø8	Ø10	Ø12	Ø16	Ø20	Ø25	Ø30	Ø32
P	普通结构用钢 Mild Steels SS	ZP201 ZC32S ZN60 ZP152	180-230	切削深度 ap(mm)	0.05	0.07	0.1	0.1	0.12	0.12	0.15	0.15	0.15
				每刃进给量 f(mm/t)	0.2	0.3	0.4	0.4	0.5	0.5	0.6	0.6	0.6
	碳素钢、合金钢 Carbon Steel& Alloy Steels S-C SCM	ZP201 ZC32S ZP150 ZP152	150-200	切削深度 ap(mm)	0.05	0.07	0.1	0.1	0.12	0.12	0.15	0.15	0.15
				每刃进给量 f(mm/t)	0.2	0.3	0.4	0.4	0.5	0.5	0.6	0.6	0.6
	模具钢(300HB以下) Die Steel SKD SKT	ZP152 ZP153	130-180	切削深度 ap(mm)	0.05	0.05	0.06	0.09	0.09	0.09	0.11	0.11	0.11
				每刃进给量 f(mm/t)	0.15	0.25	0.3	0.4	0.4	0.4	0.5	0.5	0.5
	预硬化钢 (30~40HRC) Pre-Harden Steel	ZP153 ZP163	70-90	切削深度 ap(mm)	0.02	0.04	0.05	0.07	0.09	0.09	0.11	0.11	0.11
				每刃进给量 f(mm/t)	0.15	0.25	0.3	0.4	0.5	0.5	0.6	0.6	0.6
M	不锈钢 Stainless Steels SUS	ZP152 ZP153	90-130	切削深度 ap(mm)	0.03	0.05	0.06	0.09	0.09	0.09	0.11	0.11	0.11
				每刃进给量 f(mm/t)	0.15	0.25	0.3	0.4	0.4	0.4	0.5	0.5	0.5
	不锈钢(湿式切削) Stainless Steel (wet condition) SUS	ZP152 ZP153	90-130	切削深度 ap(mm)	0.03	0.05	0.06	0.09	0.09	0.09	0.11	0.11	0.11
				每刃进给量 f(mm/t)	0.15	0.25	0.3	0.4	0.4	0.4	0.5	0.5	0.5
K	铸铁 Cast Iron FC.FCD	ZC32S ZP201 ZP152	200-400	切削深度 ap(mm)	0.06	0.08	0.1	0.15	0.17	0.17	0.19	0.19	0.19
				每刃进给量 f(mm/t)	0.2	0.3	0.4	0.5	0.6	0.6	0.7	0.7	0.7
N	铝/铜/镁/锌/塑料/木材 Aluminum/Copper/Magnesium /Zinc/Plastic/Wood	PCD ZK01	150-300	切削深度 ap(mm)	0.12	0.15	0.17	0.2	0.26	0.26	0.3	0.3	0.3
				每刃进给量 f(mm/t)	0.25	0.3	0.5	0.6	0.7	0.7	0.8	0.8	0.8
S	硬质合金/粉末冶金 Carbide/Powder Metallurgy	ZP152 ZP153 ZP163	20-50	切削深度 ap(mm)	0.02	0.04	0.05	0.06	0.08	0.08	0.1	0.1	0.1
				每刃进给量 f(mm/t)	0.1	0.2	0.25	0.25	0.3	0.3	0.5	0.5	0.5
H	钛/高温合金/碳纤维 Titanium/Superalloy /Carbon Fiber	ZP152 ZP153 ZP163	25-60	切削深度 ap(mm)	0.02	0.04	0.05	0.06	0.08	0.08	0.1	0.1	0.1
				每刃进给量 f(mm/t)	0.1	0.2	0.25	0.25	0.3	0.3	0.5	0.5	0.5

■ T2139 球形 精铣刀

切削参数 (Cutting Parameters): R25-R26
零配件 (Spare Parts): P01-P04



- ●采用高性能合金结构钢材
- ●刀片切削刃锋利,可加工不同的材质
- ●高精度保证其高性能,高速切削亦稳定

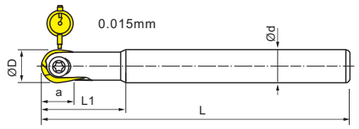

精加工 Plane finishing; 台平面仿形加工 Copy milling

★ High-performance alloy structural steel.
★ Blade cutting edge sharp, can process different materials.
★ Precision to ensure its high-performance, high-speed cutting is also stable.

型号 Cat. No	尺寸 Size D	d	L	L1	a	刀片 Insert	螺钉 Screw	扳手 Wrench	Stock	Order Number	Price (RMB)	Price (RMB)
T2139C08-4R-110	8	8	110	25	4	P320 □-D 08	T2139 4R	T8	●	329900	-	195
T2139C10-4R-100	8	10	100	25	4				●	329902	100	195
T2139C12-4R-130	8	12	130	40	4				●	329904	100	220
T2139C16-4R-150	8	16	150	40	4				●	329906	127	-
T2139C10-5R-120	10	10	120	30	5	P320 □-D 10	T2139 5R	T15	●	329908	100	160
T2139C12-5R-150	10	12	150	40	5				●	329910	100	180
T2139C16-5R-150	10	16	150	40	5				●	329912	127	-
T2139C12-6R-130	12	12	120	40	6	P320 □-D 12	T2139 6R	T20	●	329914	100	160
T2139C12-6R-150	12	12	150	50	6				●	329916	100	180
T2139C16-6R-150	12	16	150	50	6				●	329918	127	-
T2139C16-6R-200	12	16	200	50	6				●	329920	150	-
T2139C16-8R-150	16	16	150	50	8	P320 □-D 16	T2139 8R	T20	●	329922	133	185
T2139C16-8R-200	16	16	200	60	8				●	329924	167	240
T2139C20-8R-200	16	20	200	60	8				●	329926	200	-
T2139C25-8R-250	16	25	250	60	8				●	329928	233	-
T2139C20-10R-150	20	20	150	50	10	P320 □-D 20	T2139 10R	T20	●	329930	167	260
T2139C20-10R-200	20	20	200	60	10				●	329932	200	320
T2139C25-10R-250	20	25	250	60	10				●	329934	233	360
T2139C32-10R-300	20	32	300	60	10				●	329936	267	-
T2139C25-12.5R-150	25	25	150	45	12.5	P320 □-D 25	T2139 12.5R	T30	●	329938	200	520
T2139C25-12.5R-200	25	25	200	55	12.5				●	329940	233	580
T2139C25-12.5R-250	25	25	250	60	12.5				●	329942	267	-
T2139C25-12.5R-300	25	32	300	60	12.5				●	329944	300	-
T2139C32-12.5R-200	25	32	200	98	12.5				●	329946	-	630
T2139C32-12.5R-250	25	32	250	120	12.5	P320 □-D 30	T2139 15R	T30	●	329948	-	690
T2139C32-12.5R-300	25	32	300	60	12.5				●	329950	333	-
T2139C32-15R-150	30	32	150	45	15				●	329952	217	-
T2139C32-15R-200	30	32	200	55	15				●	329954	250	750
T2139C32-15R-250	30	32	250	60	15				●	329956	283	-
T2139C32-15R-300	30	32	300	60	15				●	329958	317	-
T2139C32-15R-350	30	32	350	60	15				●	329960	367	-
T2139C40-15R-250	30	40	250	121	15				●	329962	-	830
T2139C32-16R-150	32	32	150	45	16	P320 □-D 32	T2139 16R	T30	●	329964	217	-
T2139C32-16R-200	32	32	200	55	16				●	329966	250	800
T2139C32-16R-250	32	32	250	60	16				●	329968	283	-
T2139C32-16R-300	32	32	300	60	16				●	329970	317	-
T2139C32-16R-350	32	32	350	60	16				●	329972	367	-
T2139C40-16R-250	32	40	250	121	16				●	329974	-	920
T2139C40-16R-350	32	40	350	121	16				●	329976	-	1400

■ 切削能力及精度均佳，排削好，高速切削稳定，有很宽的 应用范围。
可应用于模具用材料的精加工及燃汽轮机叶片的制造。

■ Cutting ability and precision are good, the row of cut is good, high-speed cutting stability, and has a wide range of applications.
Can be applied to abrasive materials used in finishing and the manufacture of gas turbine blades.

■ T2139M 球型精铣刀

Ball Precision Cutters (T2139M)

切削参数 (Cutting Parameters): R25-R26
零配件 (Spare Parts): P01-P04

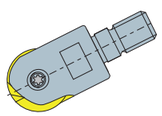

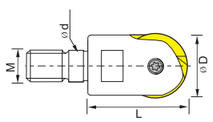

精加工 Plane finishing; 台阶面加工 Shoulder milling; 仿平面仿形加工 Copy milling

型号 Cat. No	尺寸 Size D	L	d	M	Teeth	刀片 Insert	螺钉 Screw	扳手 Wrench	Stock	Order Number	Price (RMB)
T2139M4R-M4	R4	25	4.5	M4	1	P32..-D08	T2139-4R	T10	●	331120	350
T2139M5R-M5	R5	25	5.5	M5	1	P32..-D10	T2139-5R	T20	●	331122	350
T2139M6R-M6	R6	35	6.5	M6	1	P32..-D12	T2139-6R	T20	●	331100	350
T2139M8R-M8	R8	35	8.5	M8	1	P32..-D16	T2139-8R	T20	●	331102	350
T2139M10R-M10	R10	35	10.5	M10	1	P32..-D20	T2139-10R	T20	●	331104	400
T2139M12.5R-M12	R12.5	40	12.5	M12	1	P32..-D25	T2139-12.5R	T30	●	331106	450
T2139M15R-M16	R15	40	17	M16	1	P32..-D30	T2139-15R	T30	●	331108	500
T2139M16R-M16	R16	40	17	M16	1	P32..-D32	T2139-16R	T30	●	331110	600

ADMT APMT 钻铣共用 有孔 铣削刀片

用途 Application	产品图片 Product Image	几何尺寸 Dimensioning	规格型号 Specification	尺寸 Dimension (mm) rε	A	B	T		a	配套刀柄 Matching Toolholder	PCD	CBN-K	CBN-S	ZN60	ZK01	ZC32S	ZP201	ZP151	ZP152	ZP153	ZP163
平面铣削、倒角加工 Plane milling / chamfering		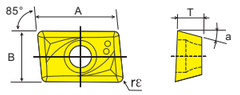 底刃	ADMT 080308L	0.8	7.8	6.2	3.0		15	刀柄：(Toolholder) D43							•	•	•	•	•
			100308L	0.8	10.4	6.35	3.18		15								•	•	•	•	•
			12T308L	0.8	12.6	7.93	3.9		15								•	•	•		
			APMT 160408L	0.8	16.45	9.53	4.76		11								•	•	•		
			170408L	0.8	17.6	9.53	4.76		11												
			190508L	0.8	19.6	10	5.0		11												
			250508L	0.8	25.4	11	5.5		11												
平面铣削、倒角加工 Plane milling / chamfering		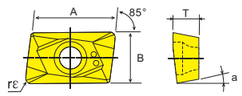 外周刃	APMT 090208R	0.8	9.1	5.1	2.6		11	刀柄：(Toolholder) D43							•	•	•	•	•
			ACMT 100308R	0.8	10.1	6.35	3.4		7								•	•	•	•	•
			APMT 100320R	2.0	10.1	6.35	3.4		7												
			12T308R	0.8	13.14	7.93	3.9		11								•	•	•		
			12T320R	2.0	13.14	7.93	3.9		11												
			12T330R	3.0	13.14	7.93	3.9		11												
			150408R	0.8	15.88	9.53	4.76		11								•	•	•		
			150430R	3.0	15.88	9.53	4.76		11												

■ ASJ-4P 钻铣刀
Drilling and milling cutter

切削参数 (Cutting Parameters): R16
零配件 (Spare Parts): P01-P04

- 无底孔状态下由钻孔加工至立铣加工
- 底刃刀片角度较大，加工阻力轻
- 刀片为四刃，可做深粗铣加工

★ Bottom-free state from drilling to milling process.
★ At the end of blade edge angle of greater resistance to light processing.
★ Four-edge blade, do the deep rough milling.

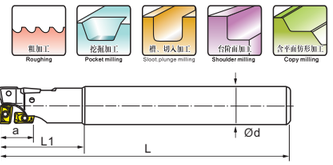

型号 Cat. No	尺寸 Size D	d	L	L1	L2	a	刀片 Insert 底刃	外周刃	螺钉 Screw	扳手 Wrench	Stock	Order Number	Price (RMB)
ASJ16-17-160-4T	17	16	160	40	-	16	ADMT080308L	APMT09208R	M2.5×6/M2×5	T8/T6	•	332400	175
ASJ20-20-160-4T	20	20	160	40	-	20	ADMT1003□□L ACMT1003□□L		M2.5×6	T8	•	332402	200
ASJ20-20-200-4T	20	20	200	40	-	20					•	332404	215
ASJ20-21-160-4T	21	20	160	35	-	20					•	332406	200
ASJ20-21-200-4T	21	20	200	35	-	20					•	332408	215
ASJ25-25-160-4T	25	25	160	50	-	25	ADMT12T3□□L APMT12T3□□L		M3.5×7	T10	•	332410	230
ASJ25-25-200-4T	25	25	200	75	-	25					•	332412	250
ASJ25-25-250-4T	25	25	250	75	-	25					•	332414	270
ASJ25-26-160-4T	26	25	160	50	-	25					•	332416	230
ASJ25-26-200-4T	26	25	200	50	-	25					•	332418	250
ASJ25-26-250-4T	26	25	250	50	-	25					•	332420	270
ASJ25-30-160-4T	30	25	160	80	-	25	APMT1604□□L APMT1504□□L		M4×9	T15	•	332422	240
ASJ25-30-200-4T	30	25	200	80	-	25					•	332424	260
ASJ32-30-250-4T	30	25	250	80	-	25					•	332426	280
ASJ32-33-160-4T	33	32	160	80	-	32					•	332428	250
ASJ32-33-200-4T	33	32	200	90	-	32					•	332430	275
ASJ32-33-250-4T	33	32	250	120	-	32					•	332432	300
ASJ32-35-160-4T	35	32	160	80	-	32					•	332434	250
ASJ32-35-200-4T	35	32	200	90	-	32					•	332436	275
ASJ32-35-250-4T	35	32	250	120	-	32					•	332438	300
ASJ32-35-300-4T	35	32	300	120	-	32					•	332440	330
ASJ32-35-350-4T	35	32	350	120	-	32					•	332442	375
ASJ32-35-400-4T	35	32	400	120	-	32					•	332444	400

■ CH 螺丝沉头孔铣刀
Screw Countersunk Head Milling Cutter

切削参数 (Cutting Parameters): R16
零配件 (Spare Parts): P01-P04

- 把传统的钻孔与沉头加工结合于一体，一次加工完成，大幅提高螺丝沉头孔的加工效率

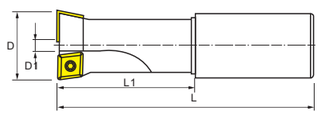

型号 Cat. No	尺寸 Size D	D1	d	L1	L	刃数 No. of flutes	刀片 Insert	螺钉 Screw	扳手 Wrench	Stock	Order Number	Price (RMB)
CH-8-14-C25	14	2.9	25	21	108	1	CCMT060204	M2.5×6	T8	•	332600	200
CH-10-17.5-C25	17.5	5.3	25	26	115	2				•	332602	200
CH-12-20-C25	20	7.8	25	30	120	2				•	332604	200
CH-14-23-C25	23	10.8	25	34.5	126	2				•	332606	250
CH-16-26-C32	26	8.5	32	39	132	2	CCMT09T308	M4×9	T15	•	332608	250
CH-18-29-C32	29	11.5	32	43.5	139	2				•	332610	300
CH-20-32-C32	32	14.5	32	59	144	2				•	332612	300

CCMT CPMT 钻铣共用 有孔 铣削刀片

用途 Application	产品图片 Product Image	几何尺寸 Dimensioning	规格型号 Specification	尺寸 Dimension (mm) rε	A		T			配套刀柄 Matching Toolholder	PCD	CBN-K	CBN-S	ZN60	ZK01	ZC32S	ZP201	ZP150	ZP152	ZP153	ZP163
平面铣削、倒角加工 Plane milling / chamfering		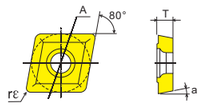	CCMT 060204	0.4	6.35		2.38			刀柄：(Toolholder) D43-44		•	•	•	•	•	•	•	•	•	•
			09T304	0.4	9.525		3.9					•	•	•	•	•	•	•	•	•	•
			09T308	0.8	9.525		3.9					•	•	•	•	•	•	•	•	•	•
			CPMT 090308	0.8	9.525		3.15										•	•	•		
			120408	0.8	12.7		4.76										•	•	•		
			120430	3.0	12.7		4.76														
平面铣削、倒角加工 Plane milling / chamfering		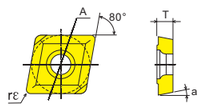	CPMT 080204Z	0.4	7.94		2.38			刀柄：(Toolholder) D43-44				•	•	•	•	•	•	•	•
			090204Z	0.4	9.525		2.38							•	•	•	•	•	•	•	•
			120308Z	0.8	12.7		3.15							•	•	•	•	•	•	•	•
			160408Z	0.8	15.875		4.76										•	•	•		
			160430Z	3.0	15.875		4.76														
			190408Z	0.8	19.05		4.76														
			190430Z	3.0	19.05		4.76														

■ TJU 钻铣刀
Drilling And Milling Cutter

切削参数 (Cutting Parameters): R16
零配件 (Spare Parts): P01-P04



- 钻铣共用，适用范围广
- 切削阻力小，负荷轻

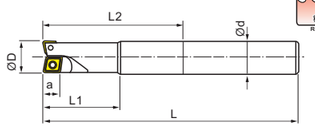

★ Drilling and milling shared wide scope of application.
★ Cutting resistance, the load light.

型号 Cat. No	尺寸 Size D	d	L	L1	L2	a	刃数 No. of flutes	刀片 Insert	螺钉 Screw	扳手 Wrench	Stock	Order Number	Price (RMB)	Price (RMB)
TJU08-08-100-1T	8	8	100	30	-	6	1	CCMT 060204 CPMT 080204Z	M2.5×6	T8	•	332700	-	90
TJU10-10-100-1T	10	10	100	25	-	6	1				•	332702	67	90
TJU12-12-130-1T	12	12	130	30	-	6	1				•	332704	67	95
TJU16-16-120-2T	16	16	120	40	-	6	2	CCMT 060204 CPMT 090204Z	M2.5×6 M3.5×8	T8 T15	•	332706	93	110
TJU16-16-150-2T	16	16	150	50	-	6	2				•	332708	93	120
TJU16-16-200-2T	16	16	200	60	100	6	2				•	332710	110	150
TJU25-16-250-2T	16	25	250	60	-	6	2				•	332712	167	-
TJU16-17-120-2T	17	16	120	40	-	6	2				•	332714	93	-
TJU16-17-150-2T	17	16	150	50	100	6	2				•	332716	93	120
TJU16-17-200-2T	17	16	200	60	100	6	2				•	332718	110	150
TJU20-20-120-2T	20	20	120	40	-	6	2				•	332720	107	-
TJU20-20-150-2T	20	20	150	50	-	6	2				•	332722	107	140
TJU20-20-200-2T	20	20	200	60	100	6	2				•	332724	127	150
TJU25-20-250-2T	20	25	250	60	-	6	2				•	332726	200	-
TJU20-21-150-2T	21	20	150	40	100	6	2				•	332728	107	140
TJU20-21-200-2T	21	20	200	50	-	6	2				•	332730	127	-
TJU25-25-150-2T	25	25	150	50	-	9	2	CPMT 090308 CPMT 120308Z	M4×9	T15	•	332732	133	160
TJU25-25-200-2T	25	25	200	60	-	9	2				•	332734	160	180
TJU25-25-250-2T	25	25	250	70	115	9	2				•	332736	200	195
TJU32-25-300-2T	25	32	300	70	-	9	2				•	332738	300	-
TJU25-26-150-2T	26	25	150	50	-	9	2				•	332740	133	160
TJU25-26-200-2T	26	25	200	60	115	9	2				•	332742	160	180
TJU25-26-250-2T	26	25	250	60	-	9	2				•	332744	200	-
TJU32-32-150-2T	32	32	150	60	-	12	2	CPMT 120408 CPMT 160408Z	M5×12	T20	•	332746	200	200
TJU32-32-200-2T	32	32	200	60	-	12	2				•	332748	227	210
TJU32-32-250-2T	32	32	250	60	-	12	2				•	332750	267	220
TJU32-32-300-2T	32	32	300	60	165	12	2				•	332752	333	250
TJU32-32-350-2T	32	35	350	60	215	12	2				•	332754	400	-

■ TJUM 钻铣刀
Boring & Milling Cutter(TJUM)

切削参数 (Cutting Parameters): R16
零配件 (Spare Parts): P01-P04

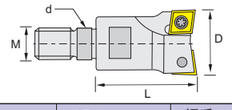

型号 Cat. No	尺寸 Size D	L	d	M	Teeth	刀片 Insert	螺钉 Screw	扳手 Wrench	Stock	Order Number	Price (RMB)
TJUM162M08	16	35	8.5	M8	2	CCMT060204 CPMT080204Z	M2.5X6	T8	•	332800	150
TJUM202M10	20	35	10.5	M10	2	CCMT060204 CPMT090204Z	M2.5X6/M3.5X8	T8/T15	•	332802	150
TJUM252M12	25	40	12.5	M12	2	CPMT090308 CPMT120308Z	M4X9	T15	•	332804	160
TJUM322M16	32	40	17	M16	2	CPMT120408 CPMT160408Z	M5X12	T20	•	332806	200

TCMX 定点倒角 有孔 铣削加工

切削形态: Cutting Environment — ● 稳定切削 Stable Cutting ● 一般切削 General Cutting ✕ 不稳定切削 Unstable Cutting

			PCD	CBN-K	CBN-S	ZN60	ZK01	ZC32S	ZP201	ZP151	ZP152	ZP153	ZP163
P	钢	Steel		●	●		●	✕	✕	✕	✕	●	●
M	不锈钢	Stainless Steel			●		●	✕	✕	✕	✕	●	●
K	铸铁	Iron		●		●		●	✕	✕	✕		
N	铝/铜/镁/锌/塑料/木材	Aluminum/Copper/Magnesium/Zinc/Plastic/Wood	●				●						
S	硬质合金/粉末冶金	Carbide/Powder Metallurgy	●							✕	✕	●	●
H	钛/高温合金/碳纤维	Titanium/Superalloy/Carbon Fiber	●							✕	✕	●	●

用途 Application	产品图片 Product Image	几何尺寸 Dimensioning	规格型号 Specification	尺寸 Dimension (mm) rε	A	B	T	配套刀柄 Matching Toolholder	PCD	CBN-K	CBN-S	ZN60	ZK01	ZC32S	ZP201	ZP151	ZP152	ZP153	ZP163
定位定点倒角加工 Positioning point chamfering		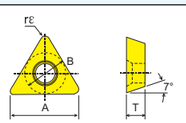	TCMX 090204 110204 16T304	0.4 0.4 0.4	8.6 10 15.5	5.56 6.35 9.525	2.38 2.38 2.38	刀柄: (Toolholder) D45			●		●	●	●	●	●	●	●

■ SSP45° 定位倒角刀
SSP45° Positioning Chamfering

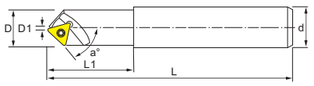

零配件 (Spare Parts): P01-P04

- 本铣刀可45° 切削，亦可做倒角，V槽切削，可中心定位钻使用
- 适合一般铣床，CNC铣床，CNC车床，钻床倒角

★ This cutter can be 45 ° cutting, chamfering can be done, groove cutting, drilling may be the use of central location
★ Suitable for general milling machine, CNC milling machines,CNC lathes, drilling chamfering

型号 Cat. No	尺寸 Size D	d	D1	L1	L	a°	刃数 No. of flutes	倒角范围 Chamfering range	角度 Angle	刀片 Insert	螺钉 Screw	扳手 Wrench	Stock	Order Number	Price (RMB)
SSP-12-C12-110	12	12	0	30	110	45°	1	Ø0~Ø12	45°	TCMX0902..	M2.2x5	T6	●	333801	200
SSP-15-C16-110	15	16	0	30	110	45°	1	Ø0~Ø15	45°	TCMX1102..	M2.5x6	T8	●	333802	200
SSP-20-C20-130	20	20	0	30	130	45°	1	Ø0~Ø20	45°	TCMX16T3..	M4x9	T15	●	333800	200

TPKN TPKR 直角/倒角 无孔 铣削刀片

用途 Application	产品图片 Product Image	几何尺寸 Dimensioning	规格型号 Specification	尺寸 Dimension (mm) rε	A	B	T	配套刀柄 Matching Toolholder	PCD	CBN-K	CBN-S	ZN60	ZK01	ZC32S	ZP201	ZP151	ZP152	ZP153	ZP163
平面铣削 / 倒角加工 Plane milling / chamfering		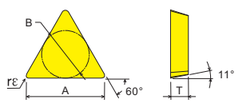	TPKN 110304 110308 160304 160308 220404 220408 220412 2204PDR	0.4 0.8 0.4 0.8 0.4 0.8 1.2 -	11 11 16.5 16.5 22 22 22 22	6.35 6.35 9.525 9.525 12.7 12.7 12.7 12.7	3.18 3.18 3.18 3.18 4.76 4.76 4.76 4.76	刀柄: (Toolholder) D25,D45			●		●	●	●	●	●	●
平面铣削 / 倒角加工 Plane milling / chamfering		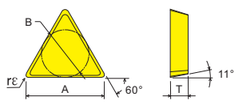	TPMR 090204 110304 110308 160304 160308 160312 220412 330916	0.4 0.4 0.8 0.4 0.8 1.2 1.2 1.6	9.6 11 11 16.5 16.5 16.5 22 33	5.56 6.35 6.35 9.525 9.525 9.525 12.7 19.05	2.38 3.18 3.18 3.18 3.18 3.18 4.76 9.52	刀柄: (Toolholder) D25,D45			●		●	●	●	●	●	●

■ TP30°/ 45°/ 60° 倒角刀
Chamfering

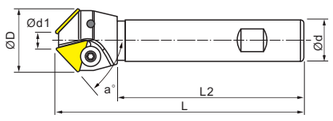

零配件 (Spare Parts): P01-P04

- 可30°/45°/60°切削，亦可倒角
- 适合加工中心及一般铣床用

★ Can be 30 °, 45 °, 60 ° cutting, can be chamfered.
★ Milling machine for machining centers and general use.

型号 Cat. No	尺寸 Size a°	D	d1	d	L	L2	倒角范围 Chamfering range	刃数 No. of flutes	刀片 Insert	压板 Clamp	螺钉 Screw	扳手 Wrench	Stock	Order Number	Price (RMB)
TP16R30C20-40-120-2T	30	40	27	20	120	90	Ø27-Ø40	2	TPMN1603..	TP-16	1/4伞形	L4	●	333400	200
TP16R45C16-20-110-1T	45	20	5	16	110	80	Ø5-Ø20	1	TPMN1603..	TP-16	1/4伞形	L4	●	333402	200
TP16R45C20-25-110-1T	45	25	5	20	110	80	Ø5-Ø25	1					●	333404	200
TP22R45C20-32-120-1T	45	32	10	20	120	90	Ø10-Ø32	1	TPMN2204..	TP-22	5/16伞形	L5	●	333406	250
TP22R45C20-32-130-2T	45	32	10	20	130	100	Ø10-Ø32	2					●	333408	250
TP22R45C20-50-130-2T	45	50	26	20	130	100	Ø26-Ø50	2					●	333410	300
TP16R60C20-25-110-1T	60	25	10	20	110	80	Ø10-Ø25	1	TPMN1603..	TP-16	1/4伞形	L4	●	333412	200
TP22R60C20-40-120-2T	60	40	16	20	120	90	Ø16-Ø40	2	TPMN2204..	TP-22	5/16伞形	L5	●	333414	250

TCMT 正三角 有孔 多用途

用途 Application	产品图片 Product Image	几何尺寸 Dimensioning	规格型号 Specification	尺寸 Dimension (mm) rε	A	B	T	配套刀柄 Matching Toolholder	PCD	CBN-K	CBN-S	ZN60	ZK01	ZC32S	ZP201	ZP150	ZP152	ZP151	ZP163
倒角加工 Chamfering		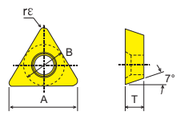	TCMT 090204 110204 16T304	0.4 0.4 0.4	8.6 10 15.5	5.56 6.35 9.525	2.38 2.38 2.38	刀柄: (Toolholder) D46			●		●	●	●	●	●	●	●

■ SSO-15° 倒角刀
15° Chamfering

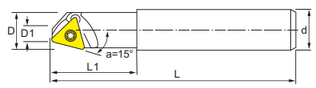

零配件 (Spare Parts): P01-P04

- 适合一般铣床，CNC铣床，CNC车床，钻床倒角

★ Suitable for general milling machine, CNC milling machines,CNC lathes, drilling chamfering

型号 Cat. No	尺寸 Size D	d	D1	L1	L	a	刃数 No. of flutes	倒角范围 Chamfering range	角度 Angle	刀片 Insert	螺钉 Screw	扳手 Wrench	Stock	Order Number	Price (RMB)
SSO-16-C16-110	16	16	11	30	110	15°	1	Ø11~Ø16	15°	TCMT1102..	M2.5x6	T8	●	333810	300

■ SSY-30° 倒角刀
30° Chamfering

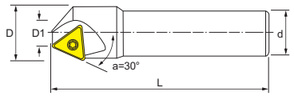

零配件 (Spare Parts): P01-P04

- 适合一般铣床，CNC铣床，CNC车床，钻床倒角

★ Suitable for general milling machine, CNC milling machines,CNC lathes, drilling chamfering

型号 Cat. No	尺寸 Size D	d	D1	L1	L	a	刃数 No. of flutes	倒角范围 Chamfering range	角度 Angle	刀片 Insert	螺钉 Screw	扳手 Wrench	Stock	Order Number	Price (RMB)
SSY-12-C12-110	12	12	3	30	110	30°	1	Ø3~Ø12	30°	TCMT0902..	M2.2x5	T6	●	333840	200
SSY-16-C16-110	16	16	5	30	110	30°	1	Ø5~Ø16	30°	TCMT1102..	M2.5x6	T8	●	333841	200
SSY-20-C20-130	20	20	5	30	130	30°	1	Ø5~Ø20	30°	TCMT16T3..	M4x9	T15	●	333843	200

■ TCM-45° 倒角刀
45° Chamfering

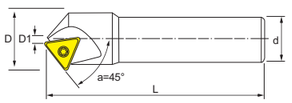

零配件 (Spare Parts): P01-P04

- 适合一般铣床，CNC铣床，CNC车床，钻床倒角

★ Suitable for general milling machine, CNC milling machines,CNC lathes, drilling chamfering

型号 Cat. No	尺寸 Size D	d	D1	L1	L	a	刃数 No. of flutes	倒角范围 Chamfering range	角度 Angle	刀片 Insert	螺钉 Screw	扳手 Wrench	Stock	Order Number	Price (RMB)
TCM-20-C12-110	20	12	5	30	110	45°	1	Ø5~Ø20	45°	TCMT16T3..	M4x9	T15	●	333830	200
TCM-20-C16-110	20	16	5	30	110	45°	1	Ø5~Ø20	45°				●	333832	200
TCM-25-C20-110	25	20	5	30	110	45°	1	Ø5~Ø25	45°				●	333834	200
TCM-30-C20-110	30	20	10	30	110	45°	1	Ø10~Ø30	45°				●	333836	250
TCM-40-C20-110	40	20	18	30	110	45°	2	Ø18~Ø40	45°				●	333838	300

■ SSH-60° 倒角刀
60° Chamfering

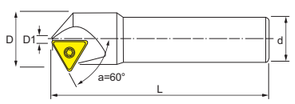

零配件 (Spare Parts): P01-P04

- 适合一般铣床，CNC铣床，CNC车床，钻床倒角

★ Suitable for general milling machine, CNC milling machines,CNC lathes, drilling chamfering

型号 Cat. No	尺寸 Size D	d	D1	L1	L	a	刃数 No. of flutes	倒角范围 Chamfering range	角度 Angle	刀片 Insert	螺钉 Screw	扳手 Wrench	Stock	Order Number	Price (RMB)
SSH-15-C12-110	15	12	4	30	110	60°	1	Ø4~Ø15	60°	TCMT0902..	M2.2x5	T6	●	333820	200
SSH-18-C16-130	18	16	4	30	130	60°	1	Ø4~Ø18	60°	TCMT1102..	M2.5x6	T8	●	333822	200
SSH-25-C20-130	25	20	5	30	130	60°	1	Ø5~Ø25	60°	TCMT16T3..	M4x9	T15	●	333824	200

ADNT 倒角加工 有孔 铣削刀片

切削形态: Cutting Environment — ● 稳定切削 Stable Cutting; ◐ 一般切削 General Cutting; ✕ 不稳定切削 Unstable Cutting

			PCD	CBN-K	CBN-S	ZN60	ZK01	ZC32S	ZP201	ZP151	ZP152	ZP153	ZP163
P	钢	Steel		◐	◐		✕	✕	✕	✕	◐	◐	●
M	不锈钢	Stainless Steel			◐		◐	✕	✕	✕	✕	◐	◐
K	铸铁	Iron		●		◐		◐	✕	✕	✕		
N	铝/铜/镁/锌/塑料/木材	Aluminum/Copper/Magnesium/Zinc/Plastic/Wood	●				◐						
S	硬质合金/粉末冶金	Carbide/Powder Metallurgy	●							✕	✕	◐	●
H	钛/高温合金/碳纤维	Titanium/Superalloy/Carbon Fiber	●							✕	✕	◐	●

用途 Application	产品图片 Product Image	几何尺寸 Dimensioning	规格型号 Specification	尺寸 Dimension (mm) rε	A	B	T		a	配套刀柄 Matching Toolholder	PCD	CBN-K	CBN-S	ZN60	ZK01	ZC32S	ZP201	ZP151	ZP152	ZP153	ZP163
直角台肩铣削 Right Angle Milling		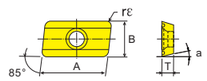	ADNT 160308SR	0.8	15.875	9.525	3.18		15°	刀柄: (Toolholder) D23,D47				•		•		•		

■ SSK-45° 舍弃式倒角刀
SSK45° Discarding Chamfering

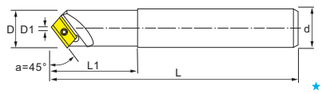

- 本铣刀可45° 切削，亦可做倒角，V槽切削
- 适合一般铣床，CNC铣床，CNC车床，钻床倒角

★ This cutter can be 45 ° cutting, chamfering can be done.
★ Suitable for general milling machine, integrated machining center.

零配件 (Spare Parts): P01-P04

型号 Cat. No	尺寸 Size D	d	D1	L1	L	a	刃数 No. of flutes	倒角范围 Chamfering range	角度 Angle	刀片 Insert	螺钉 Screw	扳手 Wrench	Stock	Order Number	Price (RMB)
SSK-20-C20-130N	20	20	8	30	130	45°	1	Ø8~Ø20	45°	AD..1603..	M4x8	T15	●	333700	200

SPMW SDMB 倒角加工 有孔 铣削刀片

用途 Application	产品图片 Product Image	几何尺寸 Dimensioning	规格型号 Specification	尺寸 Dimension (mm) rε	A	B	T		a	配套刀柄 Matching Toolholder	PCD	CBN-K	CBN-S	ZN60	ZK01	ZC32S	ZP201	ZP151	ZP152	ZP153	ZP163
直角台肩铣削 Right Angle Milling		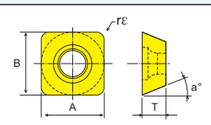	SPMW 090304	0.4	9.525	9.525	3.18		11°	刀柄: (Toolholder) D47				•		•		•	•		
			SDMB 26152	0.4	8.3	8.3	2.5		15°					•		•		•	•		

■ SB-45 ° 倒角刀
Chamfering

- 用于内外倒角加工，端面槽加工
- 刀片形状为正方形，使用时可转位4次，更经济

★ For internal and external chamfering processing, end-groove.
★ Blade shape is square, use indexable four times more economical.

零配件 (Spare Parts): P01-P04

型号 Cat. No	尺寸 Size D	d	D1	L1	L	a	刃数 No. of flutes	倒角范围 Chamfering range	角度 Angle	刀片 Insert	螺钉 Screw	扳手 Wrench	Stock	Order Number	Price (RMB)
SB-16-C16-110	15	16	3	30	110	45°	1	Ø3~Ø15	45°	SPMW0903	M4x8	T15	●	333820	200
SD-03-C12-110	12	12	4	30	110	45°	1	Ø4~Ø12	45°	SDMB26152	M3x7	T8	●	333822	200

■ SD-45 ° 内外倒角刀
Internal And External Chamfering

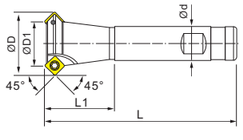

- 用于内外倒角加工，端面槽加工
- 刀片形状为正方形，使用时可转位4次，更经济

★ For internal and external chamfering processing, end-groove.
★ Blade shape is square, use indexable four times more economical.

零配件 (Spare Parts): P01-P04

型号 Cat. No	尺寸 Size D	d	D1	L1	L	a	刃数 No. of flutes	倒角范围 Chamfering range	角度 Angle	刀片 Insert	螺钉 Screw	扳手 Wrench	Stock	Order Number	Price (RMB)
SD-12-C16-110-1T	22	16	12	30	110	45°	1	Ø12~Ø22	45°	SDMB26152	M3x7	T8	●	333600	200
SD-25-C20-110-2T	25	20	15	30	110	45°	2	Ø15~Ø25	45°				●	333602	200
SD-20-C20-110-2T	30	20	22	30	110	45°	2	Ø22~Ø30	45°				●	333604	200
SD-30-C20-110-2T	40	20	30	30	110	45°	2	Ø30~Ø40	45°				●	333608	250
SD-40-C20-110-2T	50	20	40	30	110	45°	2	Ø40~Ø50	45°				●	333610	300

APMT 直角台肩 有孔 铣削刀片

用途 Application	产品图片 Product Image	几何尺寸 Dimensioning	规格型号 Specification	尺寸 Dimension (mm) rε	A	B	T			配套刀柄 Matching Toolholder	PCD	CBN-K	CBN-S	ZN60	ZK01	ZC32S	ZP201	ZP151	ZP152	ZP153	ZP163
直角台肩铣削 Right Angle Milling	铜铝非铁金属专用 Special for copper aluminum metal	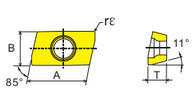	APKT 1135PDER-G2 1604PDER-G2	0.8 0.8	11 16.5	6.35 9.525	3.5 4.76			刀柄: (Toolholder) D14-D16, D48,D52				•						
直角台肩铣削 Right Angle Milling	铜铝非铁金属专用 Special for copper aluminum metal	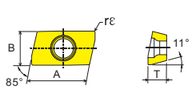	APKT 160402-AL 160404-AL 160408-AL	0.2 0.4 0.8	16.5 16.5 16.5	9.525 9.525 9.525	4.76 4.76 4.76			刀柄: (Toolholder) D14-D16, D48,D52				•						
直角台肩铣削 Right Angle Milling	通用加工 General processing	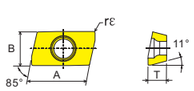	APMT 1135PDER-M2 1604PDER-M2	0.8 0.8	11 16.5	6.35 9.525	3.5 4.76			刀柄: (Toolholder) D14-D16, D48,D52				•			•	•	•	•
直角台肩铣削 Right Angle Milling	 通用加工 General processing	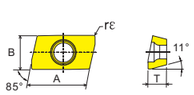	APMT 1135PDER-H2 1604PDER-H2	0.8 0.8	11 16.5	6.35 9.525	3.5 4.76			刀柄: (Toolholder) D14-D16, D48,D52				•			•	•	•	•

■ SSK45° 舍弃式倒角刀
SSK45° Discarding Chamfering

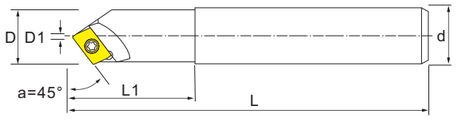

- 本铣刀可45° 切削，亦可做倒角，V槽切削
- 适合一般铣床，CNC铣床，CNC车床，钻床倒角

★ This cutter can be 45 ° cutting, chamfering can be done.
★ Suitable for general milling machine, integrated machining center.

零配件 (Spare Parts): P01-P04

型号 Cat. No	尺寸 Size D	d	D1	L1	L	a	刃数 No. of flutes	倒角范围 Chamfering range	角度 Angle	刀片 Insert	螺钉 Screw	扳手 Wrench	Stock	Order Number	Price (RMB)
SSK-15-C12-110	15	12	5	30	110	45°	1	Ø5~Ø15	45°	AP..1135..	M2.5x6	T8	●	333710	200
SSK-16-C16-110	16	16	5	30	110	45°	1	Ø5~Ø16	45°				●	333712	200
SSK-20-C16-110	20	16	8	30	110	45°	1	Ø8~Ø20	45°	AP..1604..	M4x9	T15	●	333714	200
SSK-20-C20-130	20	20	8	30	130	45°	1	Ø8~Ø20	45°				●	333716	200
SSK-20-C20-200	20	20	8	30	200	45°	1	Ø8~Ø20	45°				●	333718	200
SSK-25-C25-120	25	25	10	30	120	45°	1	Ø10~Ø25	45°				●	333720	300

刀杆刀盘
直角台肩立铣刀
圆角铣刀
球头铣刀
钻铣刀杆
倒角刀杆
玉米铣刀
三面刃槽刀
快进给系列
龙门平面铣刀
锁牙式刀柄

■ BMC/MC 倒角刀
BMC/MC Chamfering

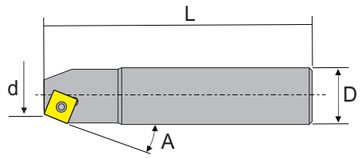

零配件 (Spare Parts): P01-P04

● 多种角度，适用孔背及反边倒角，减少二次装夹，省时高效！
★ A Ariety Of Angles, Applicable Hole Back And The Edge Chamfer, Reduce Secondary Clamping, Time Efficient!

型 号 Cat. No	尺 寸 Size 直径 d	倒角角度 A	柄径 D	总长 L	刀片 Insert	螺钉 Screw	扳手 Wrench	Stock	Order Number	Price (RMB)
BMC09-3015D-C20-150	30	15	20	150	SDMT090308	M4x9	T10	●	333200	350
BMC09-3030D-C20-150	30	30	20	150				●	333202	350
BMC09-3045D-C20-150	30	45	20	150				●	333204	400
BMC09-3060D-C20-150	30	60	20	150				●	333206	400
MC09-1215D-C20-135	12	15	20	135				●	333208	300
MC09-1230D-C20-135	12	30	20	135				●	333210	300
MC09-1245D-C20-135	12	45	20	135				●	333212	350
MC09-1260D-C20-135	12	60	20	135				●	333214	350

■ 倒拉倒角刀
Inverted Chamfering



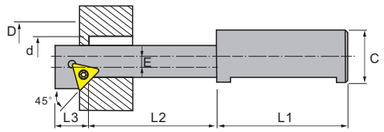

● 不用正反转，减少损坏概率
● 特殊设计本体刚性最佳
★ No need for reverse running of spinds that minimizes defect of tool.
★ Specially designed body gives maximum rigidity.

零配件 (Spare Parts): P01-P04

型号 Cat. No	尺寸 Size D	d	C	L1	L2	L3	E	刀片 Insert	螺钉 Screw	扳手 Wrench	Stock	Order Number	Price (RMB)
BC-2014	20	14	16	48	40	13	3.2	TCMT110204 TCGT110204	M2.5×6.5	T8	●	333100	260
BC-2317	23	17	20	50	50	13	3.2				●	333102	260
BC-2721	27	21	25	56	70	13	3.2				●	333104	380
BC-3124	31	24	25	56	80	13	3.7				●	333106	380

■ 倒拉沉头刀
Inverted Countersunk Head

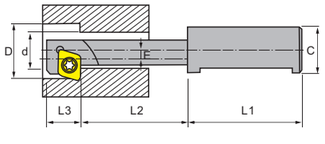

●减少二次加工，增加微调机构
●不用正反转，减少损坏概率
●特殊设计本体刚性最佳

零配件 (Spare Parts): P01-P04

型号 Cat. No	尺寸 Size D	d	C	L1	L2	L3	E	刀片 Insert	螺钉 Screw	扳手 Wrench	Stock	Order Number	Price (RMB)
M10-1810	18	10.5	16	48	35	13	4	CCMT060204 CCGT060204	M2.5×6.5	T8	●	333900	200
M12-2013	20	13	16	48	10	13	3.85				●	333902	200
M16-2617	26	17	20	50	50	13	4.85	CCMT09T308 CCGT09T308	M4×9	T15	●	333904	300
M20-3321	33	21	25	56	70	13	6.4				●	333906	300
M24-4025	40	25	25	56	80	13	7.9				●	333908	300

■ CA 双倒角沉头刀
CA Double Chamfer Countersunk Head Cutter

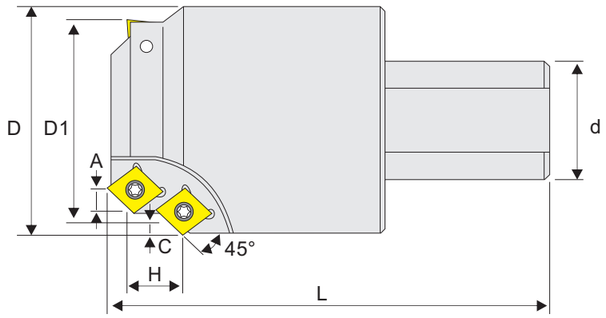

零配件 (Spare Parts): P01-P04

型 号 Cat. No	刀具直径 D	底孔直径 D1	沉孔深度 H	倒角尺寸 A	倒角尺寸 C	柄部直径 d	总长 L	螺钉 Screw	扳手 Wrench	刀片 Insert	Stock	Order Number	Price (RMB)
CA1218-6.5	18	12	6.5	0.8	0.8	25	100	T8	M2.5X6	CCMT 0602..	•	333920	365
CA1521-6.5	21	15	6.5	1.0	0.8	25	120				•	333922	365
CA1622-6.5	22	16	6.5	1.0	0.8	25	120				•	333924	365
CA2026-6.5	26	20	6.5	1.0	0.8	25	120				•	333926	365
CA2026-8.5	26	20	8.5	1.0	0.8	25	120				•	333928	365
CA2531-6.5	31	25	6.5	1.0	0.8	32	120	T15	M4.0X9	CCMT 09T3..	•	333930	365
CA2531-8.5	31	25	8.5	1.0	0.8	32	120				•	333932	365
CA2531-10.5	31	25	10.5	1.0	0.8	32	120				•	333934	365
CA3036-8.5	36	30	8.5	1.0	0.8	32	120				•	333936	365
CA3036-10.5	36	30	10.5	1.0	0.8	32	120				•	333938	365
CA3541-8.5	41	35	8.5	1.0	0.8	32	120				•	333940	433
CA3541-10.5	41	35	10.5	1.0	0.8	32	120				•	333942	433
CA4046-10.5	46	40	10.5	1.0	0.8	32	120				•	333944	500
CA4248-10.5	48	42	10.5	1.0	0.8	32	120				•	333946	500
CA4552-10.5	52	45	10.5	1.0	0.8	32	120				•	333948	548
CA4855-10.5	55	48	10.5	1.0	0.8	32	120				•	333950	548
CA5057-12.5	57	50	12.5	1.0	0.8	32	120				•	333952	548
CA5562-10.5	62	55	10.5	1.0	0.8	32	120				•	333954	548
CA6067-15.5	67	60	15.5	1.0	0.8	40	130				•	333956	705
CA7077-12.5	77	70	12.5	1.0	0.8	40	130				•	333958	820
CA7077-15.5	77	70	15.5	1.0	0.8	40	130				•	333960	820
CA8088-15.5	88	80	15.5	1.0	0.8	40	130				•	333962	978
CA8088-20.5	88	80	20.5	1.0	0.8	40	130				•	333964	978
CA9098-20.5	98	90	20.5	1.0	0.8	40	130				•	333966	1115

可转位玉米型铣削刀具（推荐切削参数）

Indexable corn milling cutter (Recommended cutting parameters)

槽铣加工
Groove milling

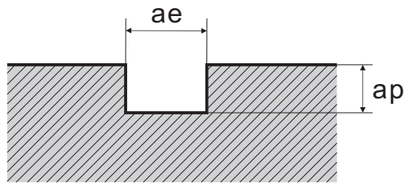

ae与刀具直径一致ap≤0.5D

方肩台阶铣
Step milling

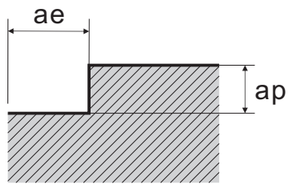

ae≤0.5D ap≤1.2D

深方肩台阶铣
Deep step milling

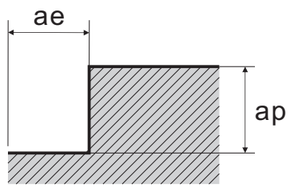

ae≤0.2D ap小于切削刃长

被加工材料 Processed Material	硬度 HB	刀片材质 Inserts Material	切削用量 Cutting amount 方肩台阶铣 Square shoulder milling Vc (m/min)	f (mm/z) 精加工 Finish	中切削 Medium	重切削 Heavy
低碳钢、软钢 Mild Steels	≤180	ZP151 ZP163	270(240-350)	0.1(0.08-0.2)	0.2(0.1-0.3)	0.25(0.2-0.35)
		ZP201	220(180-300)	0.1(0.08-0.2)	0.2(0.1-0.3)	0.25(0.2-0.35)
		ZP153	270(200-360)	0.1(0.08-0.2)	0.2(0.1-0.3)	0.25(0.2-0.35)
		ZP152	240(180-350)	0.1(0.08-0.2)	0.2(0.1-0.3)	0.25(0.2-0.35)
高碳钢、合金钢 Carbon Steel & Alloy Steels	180-280	ZP151 ZP163	240(210-320)	0.1(0.08-0.2)	0.2(0.1-0.3)	0.25(0.2-0.35)
		ZP201	200(160-280)	0.1(0.08-0.2)	0.2(0.1-0.3)	0.25(0.2-0.35)
		ZP153	240(180-360)	0.1(0.08-0.2)	0.2(0.1-0.3)	0.25(0.2-0.35)
		ZP152	220(150-330)	0.1(0.08-0.2)	0.2(0.1-0.3)	0.25(0.2-0.35)
合金工具钢 Die Steel	280-350	ZP151 ZP163	220(180-300)	0.1(0.08-0.2)	0.2(0.1-0.3)	0.25(0.2-0.35)
		ZP201	180(150-250)	0.1(0.08-0.2)	0.2(0.1-0.3)	0.25(0.2-0.35)
		ZP153	220(160-340)	0.1(0.08-0.2)	0.2(0.1-0.3)	0.25(0.2-0.35)
		ZP152	200(120-300)	0.1(0.08-0.2)	0.2(0.1-0.3)	0.25(0.2-0.35)
不锈钢 Stainiess Steels	≤270	ZP153	170(120-240)	0.1(0.08-0.2)	0.2(0.1-0.3)	0.25(0.2-0.35)
		ZP152	160(150-270)	0.1(0.08-0.2)	0.2(0.1-0.3)	0.25(0.2-0.35)
		ZP151	150(110-270)	0.1(0.08-0.2)	0.2(0.1-0.3)	0.25(0.2-0.35)
		ZP150	140(100-250)	0.1(0.08-0.2)	0.2(0.1-0.3)	0.25(0.2-0.35)
铸铁 Cast Iron	180-250	ZK50S	200(120-240)	0.1(0.08-0.2)	0.2(0.1-0.3)	
		ZK50	180(120-300)	0.1(0.08-0.2)	0.2(0.1-0.3)	
				-AL		
铝合金 Aluminum	---	ZK01	300-	0.2(0.08-0.4)		
		PCD	300-	0.2(0.08-0.4)		

APK 玉米立铣刀杆
APK Corn End Milling Cutter



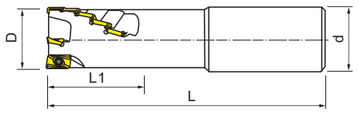

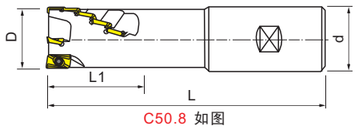

C50.8 如图

- 高效能型粗铣刀，能加工深孔。
- 尺寸可由刀杆随意变换深度，发挥最大效能。

★ High-performance-based rough milling, deep hole can be processed.
★ Arbor size can be arbitrarily change the depth of maximum efficiency.

切削参数 (Cutting Parameters): D51
零配件 (Spare Parts): P01-P04

型号 Cat. No	尺寸 Size D	d	L1	L	刃数 No. of Flutes	刀片数 T	刀片 Insert	螺钉 Screw	扳手 Wrench	Stock	Order Number	Price (RMB)
C20-20AP11-28-125-2T	20	20	28	125	2	6	AP..1135..	M2.5X6	T8	●	334500	1750
C20-20AP11-35-110-2T	20	20	35	110	2	8				●	334502	1040
C25-25AP11-38-130-2T	25	25	38	130	2	8				●	334504	1900
C25-25AP11-35-120-2T	25	25	35	120	2	8				●	334506	1280
C32-32AP11-48-150-3T	32	32	48	150	3	12				●	334508	2750
C32-32AP16-55-135-2T	32	32	55	135	2	8	AP..1604..	M4.0X12	T15	●	334510	1440
C32-40AP16-70-150-3T	40	32	70	150	3	12				●	334512	3000
C32-40AP16-55-135-2T	40	32	55	135	2	8				●	334514	1680
C32-50AP16-55-135-4T	50	32	55	135	4	16				●	334516	1880
C50.8-50AP16-80-205-3T	50	50.8	80	205	3	18	APKT1504.. SPMT45272..	M5	T20	●	334518	5440
C50.8-50AP16-125-250-3T	50	50.8	125	250	3	29				●	334520	6480

AP 整体式玉米型粗铣刀
AP Integral Type Maize Rough Milling Cutter

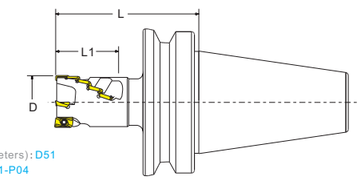

切削参数 (Cutting Parameters): D51
零配件 (Spare Parts): P01-P04

订购编码 Order	规格型号 Specification	Dimensions D	L1	L	刀片数 T	刃数 Edge	价格 Price
334550	BT40-50AP16-70-125-4T	50	70	125	16	4	10000
334552	BT40-63AP16-110-160-4T	63	110	160	24	4	16800
334554	BT50-80AP16-165-250-4T	80	165	250	36	4	20000

配件(Accessory): 刀片:APMT1604.. 螺钉:M4X10 扳手:T15

APC 玉米型粗铣刀盘
Corn Type Rough Milling Cutter

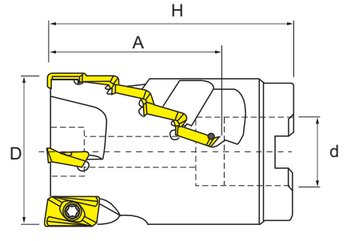

- 高效能型粗铣刀，能加工深孔
- 尺寸可由刀杆随意变换深度，发挥最大效能

★ High-performance-based rough milling, deep hole can be processed.
★ Arbor size can be arbitrarily change the depth of maximum efficiency.

切削参数 (Cutting Parameters): D51
零配件 (Spare Parts): P01-P04

型号 Cat. No	尺寸 Size D	d	A	H	刀片数T	刀片 Insert	螺钉 Screw	扳手 Wrench	Stock	Order Number	Price (RMB)
D50AP16-22-42-65-3T	50	22	42	65	9	APKT1604	M4	T15	●	334530	2750
D50AP16-22-70-90-4T	50	22	70	90	16				●	334532	3040
D63AP16-27-42-65-4T	63	27	42	65	12				●	334534	3000
D63AP16-22-70-90-4T	63	22	70	90	16				●	334536	3280
D80AP16-32-70-100-5T	80	32	70	100	16				●	334538	3750
D80AP16-27-110-135-4T	80	27	110	135	24				●	334540	3720

LPMT SPMT 侧铣槽铣 有孔 粗铣加工

切削形态: Cutting Environment — ● 稳定切削 Stable Cutting; ☺ 一般切削 General Cutting; ✕ 不稳定切削 Unstable Cutting

			PCD	CBN-K	CBN-S	ZN60	ZK01	ZC32S	ZP201	ZP151	ZP152	ZP153	ZP163
P	钢	Steel				●	☺		✕	✕	✕	☺	●
M	不锈钢	Stainless Steel					☺		☺	✕	✕	☺	☺
K	铸铁	Iron		●		☺		●	☺	✕	✕		
N	铝/铜/镁/锌/塑料/木材	Aluminum/Copper/Magnesium/Zinc/Plastic/Wood	●				●						
S	硬质合金/粉末冶金	Carbide/Powder Metallurgy	●								✕	✕	●
H	钛/高温合金/碳纤维	Titanium/Superalloy/Carbon Fiber	●								✕	✕	●

用途 Application	产品图片 Product Image	几何尺寸 Dimensioning	规格型号 Specification	尺寸 Dimension (mm) rε	A	B	T	配套刀柄 Matching Toolholder	PCD	CBN-K	CBN-S	ZN60	ZK01	ZC32S	ZP201	ZP151	ZP152	ZP153	ZP163
铣削刀片 Milling Inserts		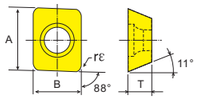	APKT 150412-PM 150412-KM LPMT 150412-PM 150412-KM	1.2 1.2 1.2 1.2	16.33 16.33 16.33 16.33	12.7 12.7 12.7 12.7	4.76 4.76 4.76 4.76	刀柄: (Toolholder) D53-D54				●	●	●	●	●	●	●	●
铣削刀片 Milling Inserts		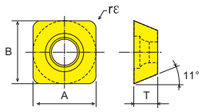	SPMT 120408-PM 120408-KM	0.8 0.8	12.7 12.7	12.7 12.7	4.76 4.76	刀柄: (Toolholder) D53-D54				●	●	●	●	●	●	●	●

■ SPM 玉米立铣刀杆
SPM Corn End Mill

切削参数 (Cutting Parameters): D51
零配件 (Spare Parts): P01-P04

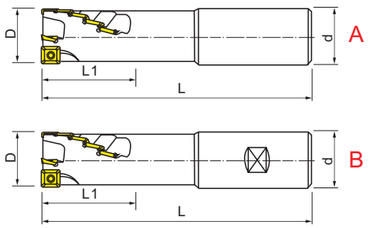

- 高效能型粗铣刀，能加工深孔。
- 尺寸可由刀杆随意变换深度，发挥最大效能。
- ★ High-performance-based rough milling, deep hole can be processed.
- ★ Arbor size can be arbitrarily change the depth of maximum efficiency.

型号 Cat. No	尺寸 Size D	d	L1	L	图示 Figure	刃数 No. of flutes	刀片 Insert T		T		螺钉 Screw	扳手 Wrench	Stock	Order Number	Price (RMB)
SPM-32-120-40-C32	32	32	40	120	A	3				SCMT09T304	M4	T15	●	334600	1200
SPM-32-150-40-C32	32	32	40	150	A	3							●	334602	1300
SPM-38-120-40-C32	38	32	40	120	A	3				SCMT09T308			●	334604	1400
SPM-38-150-40-C32	38	32	40	150	A	3							●	334606	1500
SPM-40-150-50L-32	40	32	50	150	A	4	2	P27215-3	12	SDMT090308	M4	T15	●	334608	1600
SPM-40-170-56L-C42	40	42	56	170	B	2	1	LPMT1504	15	SPMT1204	M5	T20	●	334610	1800
SPM-50-200-77L-C42	50	42	77	200	B	4	2	LPMT1504	14	SPMT1204	M5	T20	●	334612	2000
SPM-50-250-158-C42	50	42	158	250	B	4	2	LPMT1504	30	SPMT1204	M5	T20	●	334614	2200

■ SPC 玉米型粗铣刀盘
Corn Type Rough Milling Cutter

切削参数 (Cutting Parameters): D51
零配件 (Spare Parts): P01-P04

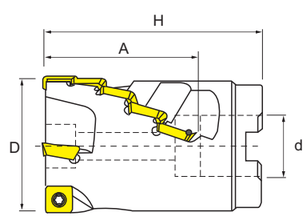

- 高效能型粗铣刀，能加工深孔。
- 尺寸可由刀杆随意变换深度，发挥最大效能。
- ★ High-performance-based rough milling, deep hole can be processed.
- ★ Arbor size can be arbitrarily change the depth of maximum efficiency.

型号 Cat. No	尺寸 Size D	d	A	H	刃数T	刀片 Insert	T		T	螺钉 Screw	扳手 Wrench	Stock	Order Number	Price (RMB)
SPC-80-31.75-80L	80	31.75	67	80	6	LPMT1504	3	SPMT1204	18	M5	T20	●	334400	3200
SPC-80-32-80L	80	32	67	80	6							●	334402	3200
SPC-100-40-100L	100	40	77	100	8	LPMT1504	4	SPMT1204	24	M5	T20	●	334404	4500

■ SPC 整体式玉米型粗铣刀
SPC Integral Type Maize Rough Milling Cutter

切削参数 (Cutting Parameters): D51
零配件 (Spare Parts): P01-P04



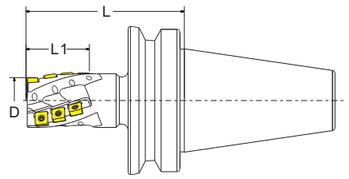

配件(Accessory):
刀片: LPMT1504..
SPMT1204..
螺钉: M5X12
扳手: T20

- 整体式结构，切削刚性更好!
- 多种切深长度，灵活选择。
- ★ The overall structure, cutting better rigidity!
- ★ A variety of cutting length, flexible choice.

订购编码 Order	规格型号 Specification	Dimensions D	L1	L	刀片数 T	刃数 Edge	价格 Price
334214	BT40-SPC40-60	40	60	107		4	8000
334216	BT40-SPC50-60	50	60	117		4	8000
334218	BT50-SPC50-60	50	60	138		4	9000
334220	BT50-SPC63-80	63	80	153		4	9000
334222	BT50-SPC80-120	80	120	188		4	10000
334224	BT50-SPC80-150	80	150	203		4	11000

■ HMP01 整体式玉米型粗铣刀
HMP01 Integral Type Maize Rough Milling Cutter

A



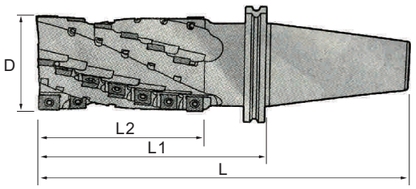

B



刀头可拆卸
Detachable head

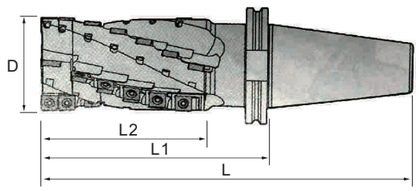

切削参数 (Cutting Parameters): D51
零配件 (Spare Parts): P01-P04

型号 Cat. No	尺寸 Size D	L2	L1	L	图示 Figure	槽数 Edges	刀片 Insert T		T		螺钉 Screw	扳手 Wrench	Order Number	Price (RMB)
HMP01- 050-84-BT50-SP12	50	84	145	246	A	4	2	AKPT1504	16	SPMT1204	M5x13	T20	334620	9000
063-74-BT50-SP12	63	74	135	236	A	4	2		14				334622	9000
063-104-BT50-SP12	63	104	165	266	A	4	2		20				334624	9000
063-134-BT50-SP12	63	134	195	296	A	4	2		26				334626	10000
080-104-BT50-SP12	80	104	165	266	A	4	2		20				334628	10000
080-144-BT50-SP12	80	144	205	306	A	4	2		28				334630	12000
HMP01- 050-84EC-BT50-SP12	50	84	145	246	B	4	2	AKPT1504	16	SPMT1204	M5x13	T20	334632	10000
063-74EC-BT50-SP12	63	74	135	236	B	4	2		14				334634	10000
063-104EC-BT50-SP12	63	104	165	266	B	4	2		20				334635	12000
063-134EC-BT50-SP12	63	134	195	296	B	4	2		26				334636	13000
080-104EC-BT50-SP12	80	104	165	266	B	4	2		20				334637	12000
080-144EC-BT50-SP12	80	144	205	306	B	4	2		28				334639	13000

TT 正三角 有孔 切槽加工

切削形态: Cutting Environment — ● 稳定切削 Stable Cutting; ● 一般切削 General Cutting; ✕ 不稳定切削 Unstable Cutting

P	钢	Steel
M	不锈钢	Stainless Steel
K	铸铁	Iron
N	铝/铜/镁/锌/塑料/木材	Aluminum/Copper/Magnesium/Zinc/Plastic/Wood
S	硬质合金/粉末冶金	Carbide/Powder Metallurgy
H	钛/高温合金/碳纤维	Titanium/Superalloy/Carbon Fiber

用途 Application	产品图片 Product Image	几何尺寸 Dimensioning	规格型号 Specification	尺寸 Dimension (mm) rε	A	B	T	a	配套刀柄 Matching Toolholder	PCD	CBN-K	CBN-S	ZN60	ZK01	ZC32S	ZP001	ZP151	ZP152	ZP153	ZP163
切槽刀片 Grooving inserts		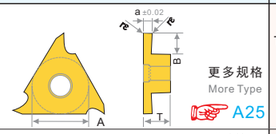 更多规格 More Type A25	TGF32L 150 200 250 300 350	0.1 0.15 0.15 0.15 0.15	16	2.0 2.8 2.8 2.8 2.8	3.18	1.5 2.0 2.5 3.0 3.5	刀柄: (Toolholder) D55-D56	● ● ● ● ●	● ● ● ● ●	● ● ● ● ●	● ● ● ● ●	● ● ● ● ●	● ● ● ● ●	● ● ● ● ●	● ● ● ● ●	● ● ● ● ●	● ● ● ● ●
切槽刀片 Grooving inserts		更多规格 More Type A25	TGF32L 150-R0.75 200-R1.0 250-R1.25 300-R1.5	0.75 1.0 1.25 1.5	16	2.0 2.8 2.8 2.8	3.18	R0.75 R1.0 R1.25 R1.5	刀柄: (Toolholder) D55-D56	● ● ● ●	● ● ● ●	● ● ● ●	● ● ● ●	● ● ● ●	● ● ● ●	● ● ● ●	● ● ● ●	● ● ● ●	● ● ● ●
切槽刀片 Grooving inserts		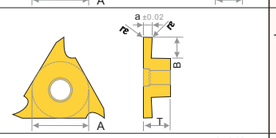	TT43L 200 250 300 350 400 500	0.2 0.2 0.2 0.2 0.2 0.2	22	4.8	5.0	2.0 2.5 3.0 3.5 4.0 5.0	刀柄: (Toolholder) D55-D56	● ● ● ● ● ●	● ● ● ● ● ●	● ● ● ● ● ●	● ● ● ● ● ●	● ● ● ● ● ●	● ● ● ● ● ●	● ● ● ● ● ●	● ● ● ● ● ●	● ● ● ● ● ●	● ● ● ● ● ●
切槽刀片 Grooving inserts		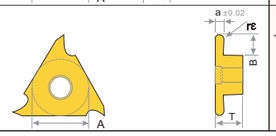	TT43L 200-R1.0 250-R1.25 300-R1.5 350-R1.75 400-R2.0 500-R2.5	1.0 1.25 1.5 1.75 2.0 2.5	22	4.8	5.0	R1.0 R1.25 R1.5 R1.75 R2.0 R2.5	刀柄: (Toolholder) D55-D56	● ● ● ● ● ●	● ● ● ● ● ●	● ● ● ● ● ●	● ● ● ● ● ●	● ● ● ● ● ●	● ● ● ● ● ●	● ● ● ● ● ●	● ● ● ● ● ●	● ● ● ● ● ●	● ● ● ● ● ●

■ SMT T型槽铣刀

T-Slot Side Mill

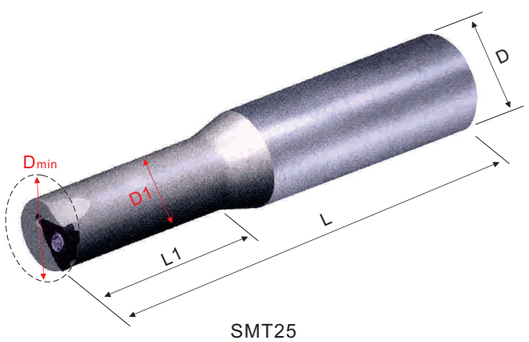

SMT25
SMT32



SMT44

零配件 (Spare Parts): P01-P04

型号 Cat. No	尺寸 Size Dmin	D	D1	L	L1			刃数 No. of flutes	刀片 Insert	螺钉 Screw	扳手 Wrench	Stock	Order Number	Price (RMB)
SMT 25-25KT32-1	25	25	17	125	56			1	TGF32L	M3.5×10	T15	●	335530	500
32-32KT32-1	32	32	24	125	77			1	TGF32L	M3.5×10	T15	●	335532	600
39-25KT32-3	39	25	30	125	23			3	TT43L	M5×13	T20	●	335534	800
44-25KT43-3	44	25	36	125	23			3	TT43L	M5×13	T20	●	335536	1000

■ SMT T型槽铣刀盘

T-Slot Side Mill

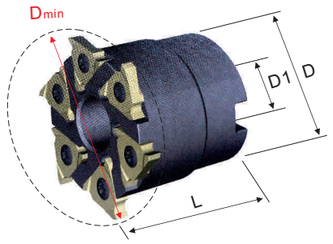

零配件 (Spare Parts): P01-P04

型号 Cat. No	尺寸 Size Dmin	D	D1	L				刃数 No. of flutes	刀片 Insert	螺钉 Screw	扳手 Wrench	Stock	Order Number	Price (RMB)
SMT 63-22T43-6	63	50	22	50				6	TT43L	M5×13	T20	●	335538	900
80-27T43-8	80	50	27	50				8	TT43L	M5×13	T20	●	335539	1200

■ ATS T型槽铣刀

T-Slot Side Mill

槽/切入加工 Slot plungemilling; 台阶面加工 Shoulder milling



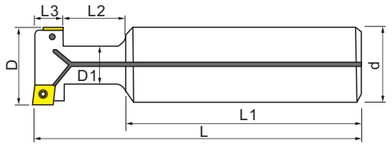

零配件 (Spare Parts): P01-P04

型号 Cat. No	尺寸 Size D	d	D1	L	L1	L2	L3	刃数 No. of flutes	刀片 Insert	螺钉 Screw	扳手 Wrench	Stock	Order Number	Price (RMB)
ATS-24-11	24	25	12.5	112	80	21	11	2	CCMT060204	M2.5×6	T8	●	335500	300
ATS-31-14	31	32	16	120	77	30	14	4	CCMT080304	M3×7	T10	●	335502	320
ATS-39-18	39	32	20	130	80	32	18	4	CCMT09T308	M4×10	T15	●	335504	350
ATS-49-22	49	32	26	140	80	39	22	4	CCMT120408	M5×11	T20	●	335506	400

■ 890 一体式高速强力T形刀

890 Integrated high power T cutter

槽/切入加工 Slot plunge milling

零配件 (Spare Parts): P01-P04

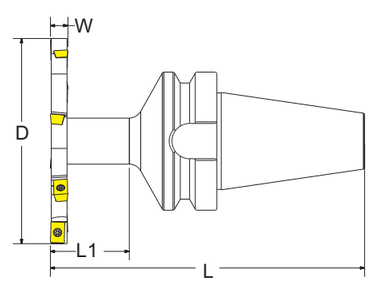

● 高刚性一体式结构，使型腔加工更加轻松！

★ High rigid integral structure, so that the cavity processing more easily!

型 号 Cat. No	刃数 Blade number	直径 D Diameter	切削宽度 W Cutting width	d	L	刀 片 Insert	Stock	Order Number	Price (RMB)
890-220172R98.5-BT40	8	98.5	8	21	36	N331.1A-054508	●	335100	2600
890-220172R96-BT40	8	96	8	21	36		●	335102	2900
890-220172R115-BT40	8	115	8	21	36		●	335104	3400

MPHT	槽加工
	有孔
	铣削加工

切削形态: Cutting Environment — ● 稳定切削 Stable Cutting; ◐ 一般切削 General Cutting; ✕ 不稳定切削 Unstable Cutting

			PCD	CBN-K	CBN-S	ZN60	ZK01	ZC32S	ZP201	ZP151	ZP152	ZP153	ZP163
P	钢	Steel				◐	◐	✕	✕	✕	✕	◐	●
M	不锈钢	Stainless Steel					◐		✕	✕	✕	◐	◐
K	铸铁	Iron		●		◐		✕	✕	✕	✕		
N	铝/铜/镁/锌/塑料/木材	Aluminum/Copper/Magnesium/Zinc/Plastic/Wood	●				●						
S	硬质合金/粉末冶金	Carbide/Powder Metallurgy	●								✕	✕	●
H	钛/高温合金/碳纤维	Titanium/Superalloy/Carbon Fiber	●								✕	✕	●

用途 Application	产品图片 Product Image	几何尺寸 Dimensioning	规格型号 Specification	尺寸 Dimension (mm) rε	A	B	T	配套刀柄 Matching Toolholder
铣削刀片 Milling Inserts		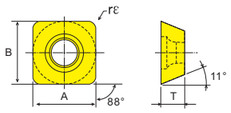	MPHT 060304-DM 080305-DM 120408-DM	0.4 0.5 0.8	6.35 8.3 12.7	6.35 8.3 12.7	3.18 3.18 4.76	刀柄: (Toolholder) D57-D58

■ DMP 三面刃铣刀(卡口型)

DMP three-sided edge milling cutter (bayonet type)

槽、切入加工 Slot,plunge milling — 台阶面加工 Shoulder milling

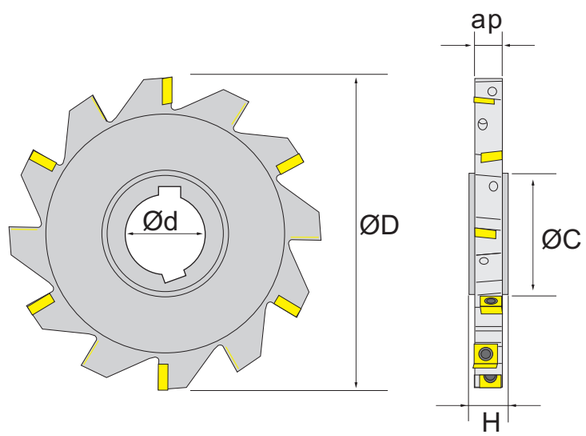

零配件 (Spare Parts): P01-P04

型号 Cat. No	尺寸 Size ØD	ØC	Ød	ap	H	齿数 Z	刀片 Insert	螺钉 Screw	扳手 Wrench	Stock	Order Number	Price (RMB)
DMP06-08008-K27	80	41	27	8	12	10	MP□T060304	M2.5X6.5	T8	●	335200	1400
DMP06-10008-K32	100	47	32	8	12	14				●	335202	1500
DMP06-10010-K32	100	47	32	10	14	14				●	335204	1500
DMP06-12510-K40	125	55	40	10	14	16				●	335206	1700
DMP08-12512-K40	125	55	40	12	16	12	MP□T080305	M3X7	T10	●	335208	1700
DMP08-16012-K40	160	62	40	12	16	14				●	335210	2300
DMP12-16012-K40	160	62	40	16	20	12	MP□T120408	M5X13	T20	●	335212	2300
DMP12-16018-K40	160	62	40	18	24	12				●	335214	2300
DMP12-16020-K40	160	62	40	20	26	12				●	335216	2300
DMP12-20016-K50	200	72	50	16	20	14				●	335218	2800
DMP12-20018-K50	200	72	50	18	24	14				●	335220	2800
DMP12-20020-K50	200	72	50	20	26	14				●	335222	2800

■ DMP T型槽铣刀

T-Slot Side Mill

槽/切入加工 Slot,plungemilling — 台阶面加工 Shoulder milling



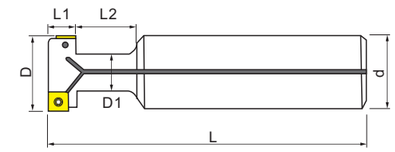

零配件 (Spare Parts): P01-P04

型号 Cat. No	尺寸 Size D	d	D1	L	L1	L2	刃数 No. of flutes	刀片 Insert	螺钉 Screw	扳手 Wrench	Stock	Order Number	Price (RMB)
DMP06-21-9	21	25	10	100	9	32	1	MPHT0603..	M2.5×6	T8	●	335510	400
DMP06-25-11	25	25	12	100	11	35	1	MPHT0603..	M2.5×6	T8	●	335512	500
DMP08-32-14	32	32	15	110	14	45	2	MPHT0803..	M3×7	T10	●	335514	600
DMP12-40-18	40	32	19	125	18	55	2	MPHT1204..	M5×11	T20	●	335516	700
DMP12-50-22	50	40	25	140	22	65	2	MPHT1204..	M5×11	T20	●	335518	800

■ DMP 三面刃铣刀(刀盘型)

DMP Three-sided Edge Milling Cutter (cutter Type)

槽、切入加工 Slot,plunge milling — 台阶面加工 Shoulder milling



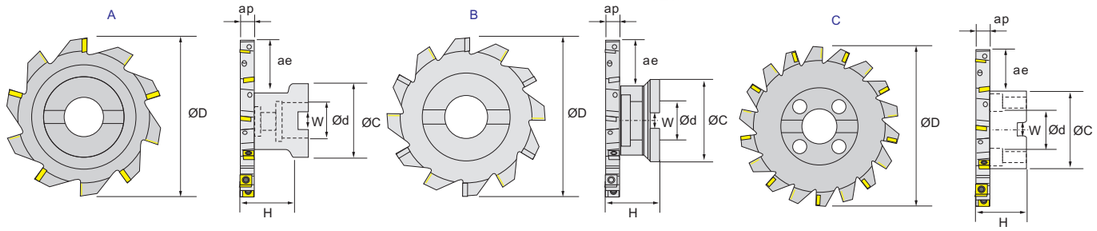

零配件 (Spare Parts): P01-P04

型号 Cat. No	尺寸 Size ØD	ØC	Ød	ap	W	H	齿数 Z	刀片 Insert	螺钉 Screw	扳手 Wrench	Stock	Order Number	Price (RMB)
DMP06-08008-B22	80	45	22	8	10.4	40	10	MP□T060304	M2.5X6.5	T8	●	335300	1500
DMP06-10008-B27	100	55	27	8	12.4	40	14				●	335302	1600
DMP06-10010-B27	100	55	27	10	12.4	40	14				●	335304	1600
DMP06-12510-B32	125	65	32	10	14.4	50	16				●	335306	1800
DMP08-12512-B32	125	65	32	12	14.4	50	12	MP□T080305	M3X7	T10	●	335308	1800
DMP08-16012-B40	160	89	40	12	16.4	50	14				●	335310	2500
DMP08-20012-B40	200	89	40	12	16.4	50	18				●	335312	3000
DMP12-12512-B32	125	65	32	16	14.4	50	10	MP□T120408	M5X13	T20	●	335314	1800
DMP12-16016-B40	160	89	40	16	16.4	50	12				●	335316	2500
DMP12-16018-B40	160	89	40	18	16.4	50	12				●	335318	2500
DMP12-16020-B40	160	89	40	20	16.4	50	12				●	335320	2500
DMP12-20016-B40	200	89	40	16	16.4	50	14				●	335322	3000
DMP12-20018-B40	200	89	40	18	16.4	50	14				●	335324	3000
DMP12-20020-B40	200	89	40	20	16.4	50	14				●	335326	3000

SPMG 钻孔/槽加工 / 有孔 / 铣削加工

切削形态: Cutting Environment — ● 稳定切削 Stable Cutting; ◐ 一般切削 General Cutting; ✕ 不稳定切削 Unstable Cutting

P	钢	Steel	●◐ ◐✕✕✕◐●
M	不锈钢	Stainless Steel	◐ ◐✕✕✕✕◐●
K	铸铁	Iron	●◐ ◐✕✕✕
N	铝/铜/镁/锌/塑料/木材	Aluminum/Copper/Magnesium/Zinc/Plastic/Wood	●◐
S	硬质合金/粉末冶金	Carbide/Powder Metallurgy	✕✕◐●
H	钛/高温合金/碳纤维	Titanium/Superalloy/Carbon Fiber	✕✕◐●

用途 Application	产品图片 Product Image	几何尺寸 Dimensioning	规格型号 Specification	尺寸 Dimension (mm) rε	A	B	T	配套刀柄 Matching Toolholder	PCD	CBN-K	CBN-S	ZN60	ZK01	ZC32S	ZP301	ZP151	ZP152	ZP153	ZP163
铣削刀片 Milling Inserts		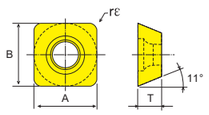	SPMG 050204-TT	0.4	5.0	5.0	2.38	刀柄: (Toolholder) D59-D60				●		●	●●●●				
			060204-TT	0.4	6.0	6.0	2.38					●		●	●●●●				
			07T308-TT	0.8	7.94	7.94	3.97					●		●	●●●●				
			090408-TT	0.8	9.8	9.8	4.30					●		●	●●●●				
			110408-TT	0.8	11.5	11.5	4.8					●		●	●●●●				
			140512-TT	1.2	14.3	14.3	5.0					●		●	●●●●				

■ SMP 三面刃铣刀(卡口型)

SMP three-sided edge milling cutter (bayonet type)

零配件 (Spare Parts): P01-P04

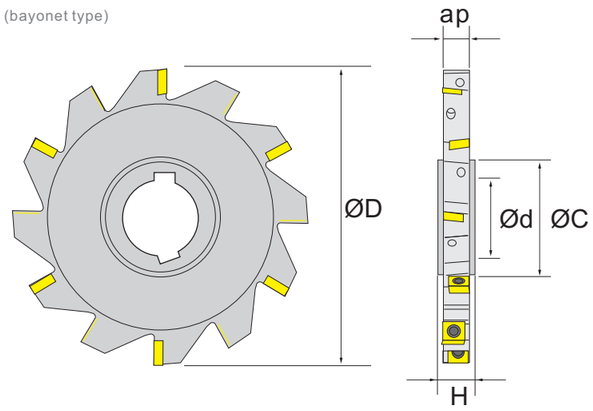



型号 Cat. No	尺寸 Size ØD	ap	Ød	H	ØC	T	刀片 Insert	螺钉 Screw	扳手 Wrench	Stock	Order Number	Price (RMB)
SMP-80-06-8T-K22	80	6	22	12	44	2X4	SPMG050204	TS2003	T6	●	335600	1400
SMP-80-08-8T-K22		8					SPMG060204	TS2202	T6	●	335602	1400
SMP-80-10-8T-K22		10								●	335604	1400
SMP-80-12-8T-K22		12					SPMG07T308	TS2511	T8	●	335606	1400
SMP-100-06-10T-K27	100	6	27		50	2X5	SPMG050204	TS2003	T8	●	335608	1500
SMP-100-08-10T-K27		8					SPMG060204	TS2202	T8	●	335610	1500
SMP-100-10-10T-K27		10								●	335612	1500
SMP-100-12-10T-K27		12					SPMG07T308	TS2511	T8	●	335614	1500
SMP-100-14-10T-K27		14		16			SPMG090408	TS3504	T15	●	335616	1500
SMP-100-16-10T-K27		16								●	335618	1500
SMP-125-06-12T-K32	125	6	32	12	65	2X6	SPMG050204	TS2003	T6	●	335620	1650
SMP-125-08-12T-K32		8					SPMG060204	TS2202	T6	●	335622	1650
SMP-125-10-12T-K32		10								●	335624	1650
SMP-125-12-12T-K32		12					SPMG07T308	TS2511	T8	●	335626	1650
SMP-125-14-12T-K32		14		16			SPMG090408	TS3504	T15	●	335628	1650
SMP-125-16-12T-K32		16								●	335630	1650
SMP-125-18-10T-K32		18		20		2X5	SPMG110408	TS4006	T15	●	335632	1650
SMP-125-20-10T-K32		20								●	335634	1650
SMP-125-25-10T-K32		25		25			SPMG140512	TS5009	T20	●	335636	1650
SMP-160-12-16T-K40	160	12	40	12	75	2X8	SPMG07T308	TS2511	T8	●	335638	2300
SMP-160-16-16T-K40		16		16			SPMG090408	TS3504	T15	●	335640	2300
SMP-160-18-12T-K40		18		20		2X6	SPMG110408	TS4006	T15	●	335642	2300
SMP-160-20-12T-K40		20								●	335644	2300
SMP-160-25-12T-K40		25		25			SPMG140512	TS5009	T20	●	335646	2300
SMP-200-16-18T-K40	200	16	40	16	80	2X9	SPMG090408	TS3504	T15	●	335648	2800
SMP-200-18-14T-K40		18		20		2X7	SPMG110408	TS4006	T15	●	335650	2800
SMP-200-20-14T-K40		20								●	335652	2800
SMP-200-25-14T-K40		25		25			SPMG140512	TS5009	T20	●	335654	2800

■ SMP 三面刃铣刀(刀盘型)

SMP Three-sided Edge Milling Cutter (Cutter Type)

零配件 (Spare Parts): P01-P04

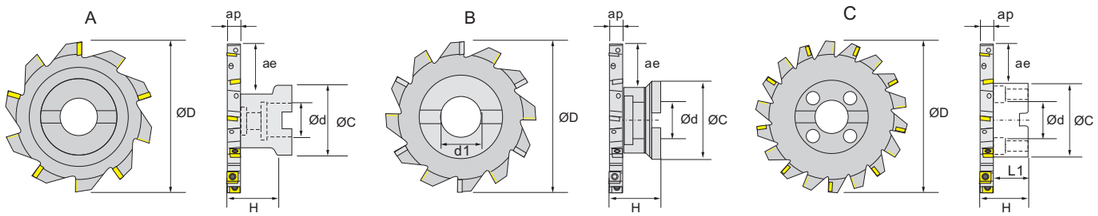

型号 Cat. No	尺寸 Size ØD	ap	H	L1	ØC	d1	Ød	T	刀片 Insert	螺钉 Screw	扳手 Wrench	Stock	Order Number	Price (RMB)
SMP-80-06-8T-B22	80	6	40	22	45	32	22	2X4	SPMG050204	TS2003	T6	●	335700	1500
SMP-80-08-8T-B22		8							SPMG060204	TS2202	T6	●	335702	1500
SMP-80-10-8T-B22		10										●	335704	1500
SMP-80-12-8T-B22		12							SPMG07T308	TS2511	T8	●	335706	1500
SMP-100-06-10T-B27	100	6	40	22	50	32	27	2X5	SPMG050204	TS2003	T8	●	335708	1600
SMP-100-08-10T-B27		8							SPMG060204	TS2202	T8	●	335710	1600
SMP-100-10-10T-B27		10										●	335712	1600
SMP-100-12-10T-B27		12							SPMG07T308	TS2511	T8	●	335714	1600
SMP-100-14-10T-B27		14							SPMG090408	TS3504	T15	●	335716	1600
SMP-100-16-10T-B27		16										●	335718	1600
SMP-125-06-12T-B32	125	6	45	25	70	46	32	2X6	SPMG050204	TS2003	T6	●	335720	1800
SMP-125-08-12T-B32		8							SPMG060204	TS2202	T6	●	335722	1800
SMP-125-10-12T-B32		10										●	335724	1800
SMP-125-12-12T-B32		12							SPMG07T308	TS2511	T8	●	335726	1800
SMP-125-14-12T-B32		14							SPMG090408	TS3504	T15	●	335728	1800
SMP-125-16-12T-B32		16										●	335730	1800
SMP-125-18-10T-B32		18						2X5	SPMG110408	TS4006	T15	●	335732	2500
SMP-125-20-10T-B32		20										●	335734	2500
SMP-125-25-10T-B32		25							SPMG140512	TS5009	T20	●	335736	2500
SMP-160-12-16T-B40	160	12	50	28	80	52	40	2X8	SPMG07T308	TS2511	T8	●	335738	2500
SMP-160-16-16T-B40		16							SPMG090408	TS3504	T15	●	335740	2500
SMP-160-18-12T-B40		18						2X6	SPMG110408	TS4006	T15	●	335742	2500
SMP-160-20-12T-B40		20										●	335744	2500
SMP-160-25-12T-B40		25							SPMG140512	TS5009	T20	●	335746	2500
SMP-200-16-18T-B40	200	16	50	28	80	52	40	2X9	SPMG090408	TS3504	T15	●	335748	3000
SMP-200-18-14T-B40		18						2X7	SPMG110408	TS4006	T15	●	335750	3000
SMP-200-20-14T-B40		20										●	335752	3000
SMP-200-25-14T-B40		25							SPMG140512	TS5009	T20	●	335754	3000

XSEQ	槽加工
	有孔
	铣削加工

切削形态: Cutting Environment — ● 稳定切削 Stable Cutting; ◐ 一般切削 General Cutting; ✕ 不稳定切削 Unstable Cutting

P	钢	Steel	● ◐ ◐ ◐ ✕ ✕ ✕ ◐ ●
M	不锈钢	Stainless Steel	◐ ◐ ✕ ✕ ✕ ✕ ◐ ◐
K	铸铁	Iron	● ◐ ◐ ✕ ✕ ✕
N	铝/铜/镁/锌/塑料/木材	Aluminum/Copper/Magnesium/Zinc/Plastic/Wood	● ●
S	硬质合金/粉末冶金	Carbide/Powder Metallurgy	● ✕ ✕ ◐ ●
H	钛/高温合金/碳纤维	Titanium/Superalloy/Carbon Fiber	● ✕ ✕ ◐ ●

用途 Application	产品图片 Product Image	几何尺寸 Dimensioning	规格型号 Specification	尺寸 Dimension (mm) rε	A	B	T	配套刀柄 Matching Toolholder	PCD	CBN-K	CBN-S	ZN60	ZK01	ZC32S	ZP101	ZP151	ZP152	ZP153	ZP163
铣削刀片 Milling Inserts		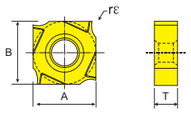	XSEQ 1202 1203 12T3 1204 12T4		12.7 12.7 12.7 12.7 12.7	12.7 12.7 12.7 12.7 12.7	2.3 3.0 3.5 4.0 4.5	刀柄: (Toolholder) D61-D62							•	•	•	•	•

■ SMP01 三面刃铣刀(卡口型)

SMP01 three-sided edge milling cutter (bayonet type)

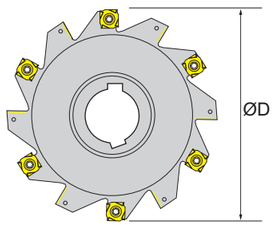

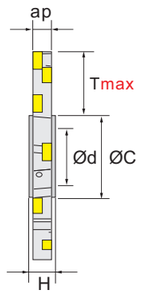

零配件 (Spare Parts): P01-P04

型号 Cat. No	尺寸 Size ØD	ap	Ød	H	ØC	Tmax	刀片 Insert	螺钉 Screw	扳手 Wrench	Stock	Order Number	Price (RMB)
SMP01- 100X4-K27-10	100	4	27	12	45	25	XSEQ1202	M4x3.2X	T15	●	335800	1500
100X5-K27-10		5					XSEQ1203	M4x4.2X		●	335802	1500
100X6-K27-10		6					XSEQ12T3	M4x5.1X		●	335804	1500
100X7-K27-10		7					XSEQ1204	M4x6.1X		●	335806	1500
100X8-K27-10		8					XSEQ12T4	M4x7.1X		●	335808	1500
SMP01- 125X4-K40-16	125	4	40	12	56	32	XSEQ1202	M4x3.2X	T15	●	335810	1800
125X5-K40-16		5					XSEQ1203	M4x4.2X		●	335812	1800
125X6-K40-16		6					XSEQ12T3	M4x5.1X		●	335814	1800
125X7-K40-16		7					XSEQ1204	M4x6.1X		●	335816	1800
125X8-K40-16		8					XSEQ12T4	M4x7.1X		●	335818	1800
SMP01- 160X4-K40-16	160	4	40	12	67	45	XSEQ1202	M4x3.2X	T15	●	335820	2000
160X5-K40-16		5					XSEQ1203	M4x4.2X		●	335822	2000
160X6-K40-16		6					XSEQ12T3	M4x5.1X		●	335824	2000
160X7-K40-16		7					XSEQ1204	M4x6.1X		●	335826	2000
160X8-K40-16		8					XSEQ12T4	M4x7.1X		●	335828	2000
SMP01- 200X6-K50-18	200	6	50	12	71	62	XSEQ12T3	M4x5.1X	T15	●	335830	3000
200X7-K50-18		7					XSEQ1204	M4x6.1X		●	335832	3000
200X8-K50-18		8					XSEQ12T4	M4x7.1X		●	335834	3000
SMP01- 250X6-K50-24	250	6	50	12	71	87	XSEQ12T3	M4x5.1X	T15	●	335836	4000
250X7-K50-24		7					XSEQ1204	M4x6.1X		●	335838	4000
250X8-K50-24		8					XSEQ12T4	M4x7.1X		●	335840	4000

■ SMP01 三面刃铣刀(刀盘型)

SMP01 Three-sided Edge Milling Cutter (Cutter Type)



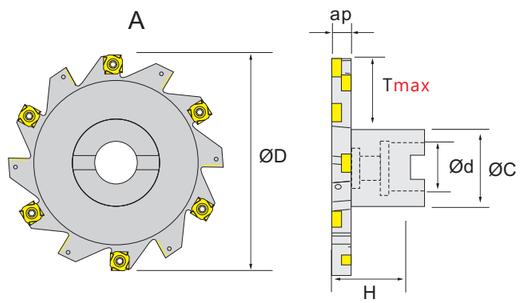

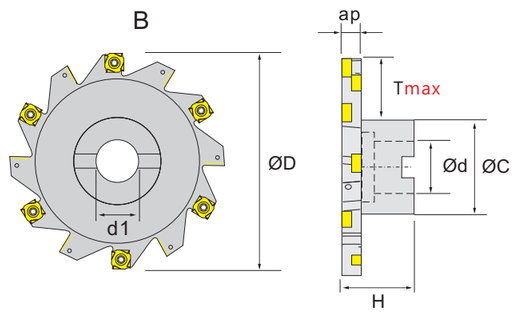

零配件 (Spare Parts): P01-P04

型号 Cat. No	尺寸 Size ØD	ap	Ød	H	ØC	Tmax	刀片 Insert	螺钉 Screw	扳手 Wrench	Stock	Order Number	Price (RMB)
SMP01- 063X4-A22-08	63	4	22	40	32	14	XSEQ1202	M4x3.2X	T15	●	335850	1500
063X5-A22-08		5					XSEQ1203	M4x4.2X		●	335852	1500
063X6-A22-08		6					XSEQ12T3	M4x5.1X		●	335854	1500
063X7-A22-08		7					XSEQ1204	M4x6.1X		●	335856	1500
063X8-A22-08		8					XSEQ12T4	M4x7.1X		●	335858	1500
SMP01- 080X4-A22-08	80	4	22	50	40	18	XSEQ1202	M4x3.2X	T15	●	335860	1800
080X5-A22-08		5					XSEQ1203	M4x4.2X		●	335862	1800
080X6-A22-08		6					XSEQ12T3	M4x5.1X		●	335864	1800
080X7-A22-08		7					XSEQ1204	M4x6.1X		●	335866	1800
080X8-A22-08		8					XSEQ12T4	M4x7.1X		●	335868	1800
SMP01- 100X4-A27-10	100	4	27	50	48	23	XSEQ1202	M4x3.2X	T15	●	335870	2000
100X5-A27-10		5					XSEQ1203	M4x4.2X		●	335872	2000
100X6-A27-10		6					XSEQ12T3	M4x5.1X		●	335874	2000
100X7-A27-10		7					XSEQ1204	M4x6.1X		●	335876	2000
100X8-A27-10		8					XSEQ12T4	M4x7.1X		●	335878	2000
SMP01- 125X6-B32-12	125	6	32	50	70	30	XSEQ12T3	M4x5.1X	T15	●	335880	3000
125X7-B32-12		7					XSEQ1204	M4x6.1X		●	335882	3000
125X8-B32-12		8					XSEQ12T4	M4x7.1X		●	335884	3000
SMP01- 160X6-B40-16	160	6	40	50	70	41	XSEQ12T3	M4x5.1X	T15	●	335886	4000
160X7-B40-16		7					XSEQ1204	M4x6.1X		●	335888	4000
160X8-B40-16		8					XSEQ12T4	M4x7.1X		●	335890	4000

■ AJX 快进给立铣刀
Fast Feed End Mill

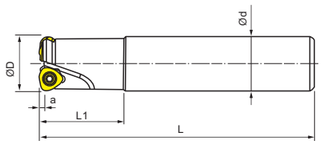

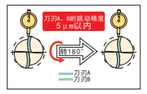

切削参数 (Cutting Parameters): R19
零配件 (Spare Parts): P01-P04

●高进给，高效率
★ The most suitable for large-feed cutting.

型号 Cat. No	尺寸 Size D	d	L	L1	a	刃数 No. of flutes	刀片 Insert	压板 Clamp	螺钉 Screw	扳手 Wrench	Stock	Order Number	Price (RMB)	Price (RMB)
AJX06R16-16-120-2T	16	16	120	30	1	2	JOMW06T215ZZSR	-	M2.5×6	T8	●	321100	-	150
AJX06R16-16-160-2T	16	16	160	40	1	2					●	321102	-	150
AJX06R16-17-120-2T	17	16	120	40	1	2					●	321104	-	150
AJX06R16-17-160-2T	17	16	160	40	1	2					●	321106	-	150
AJX06R16-17-200-2T	17	16	200	50	1	2					●	321108	-	180
AJX06R16-18-150-2T	18	16	150	40	1	2					●	321110	-	180
AJX08R20-20-160-2T	20	20	160	40	1.5	2	JOMW08320ZZSR	-	M3×7	T10	●	321112	200	165
AJX08R20-20-200-2T	20	20	200	50	1.5	2					●	321114	233	225
AJX08R20-20-250-2T	20	20	250	60	1.5	2					●	321116	-	280
AJX08R20-21-160-2T	21	20	160	40	1.5	2					●	321118	200	165
AJX08R20-21-200-2T	21	20	200	50	1.5	2					●	321120	233	225
AJX08R20-21-250-2T	21	20	250	60	1.5	2					●	321122	-	280
AJX08R20-22-160-2T	22	20	160	40	1.5	2					●	321124	-	200
AJX08R20-22-200-2T	22	20	200	50	1.5	2					●	321126	-	260
AJX09R25-25-150-2T	25	25	150	40	2	2	JOMW09T320ZDSR	AJX-09	M4×10	T15	●	321128	233	200
AJX09R25-25-200-2T	25	25	200	50	2	2					●	321130	267	225
AJX09R25-25-250-2T	25	25	250	60	2	2					●	321132	-	285
AJX09R25-25-300-2T	25	25	300	60	2	2					●	321134	-	320
AJX09R25-26-150-2T	26	25	150	40	2	2					●	321136	233	200
AJX09R25-26-200-2T	26	25	200	50	2	2					●	321138	267	225
AJX09R25-26-250-2T	26	25	250	60	2	2					●	321140	-	285
AJX09R25-26-300-2T	26	25	300	60	2	2					●	321142	-	320
AJX09R25-28-160-2T	28	25	160	40	2	2					●	321144	-	220
AJX09R25-28-200-2T	28	25	200	50	2	2					●	321146	-	290
AJX09R25-28-250-2T	28	25	250	60	2	2					●	321148	-	350
AJX09R25-28-300-2T	28	25	300	60	2	2					●	321150	-	400
AJX09R25-30-160-2T	30	25	160	40	2	2					●	321152	-	220
AJX09R25-30-200-2T	30	25	200	50	2	2					●	321154	-	290
AJX09R25-30-250-2T	30	25	250	60	2	2					●	321156	-	350
AJX09R25-30-300-2T	30	25	300	60	2	2					●	321158	-	400
AJX09R25-32-160-2T	32	25	160	40	2	2					●	321160	-	220
AJX09R25-32-200-2T	32	25	200	50	2	2					●	321162	-	290
AJX09R25-32-250-2T	32	25	250	60	2	2					●	321164	-	350
AJX09R25-32-300-2T	32	25	300	60	2	2					●	321166	-	400
AJX12R32-25-160-2T	25	32	160	40	2	2	JDMT120420ZDSR	AJX-12	M4×10	T15	●	321168	-	240
AJX12R32-25-200-2T	25	32	200	50	2	2					●	321170	-	270
AJX12R32-25-250-2T	25	32	250	60	2	2					●	321172	-	325
AJX12R32-25-300-2T	25	32	300	60	2	2					●	321174	-	400
AJX12R32-30-160-2T	30	32	160	40	2	2					●	321176	-	240
AJX12R32-30-200-2T	30	32	200	50	2	2					●	321178	-	270
AJX12R32-30-250-2T	30	32	250	60	2	2					●	321180	-	325
AJX12R32-30-300-2T	30	32	300	60	2	2					●	321182	-	400
AJX12R32-32-150-3T	32	32	150	40	2	3					●	321184	267	240
AJX12R32-32-200-3T	32	32	200	50	2	3					●	321186	317	270
AJX12R32-32-250-3T	32	32	250	60	2	3					●	321188	367	325
AJX12R32-32-300-3T	32	32	300	60	2	3					●	321190	-	400
AJX12R32-33-160-2T	33	32	160	40	2	2					●	321192	-	240
AJX12R32-33-200-2T	33	32	200	50	2	2					●	321194	-	270
AJX12R32-33-250-2T	33	32	250	60	2	2					●	321196	-	325
AJX12R32-35-150-3T	35	32	150	40	2	3					●	321198	267	240
AJX12R32-35-200-3T	35	32	200	50	2	3					●	321200	317	270
AJX12R32-35-250-3T	35	32	250	60	2	3					●	321202	367	325
AJX12R32-35-300-3T	35	32	300	60	2	3					●	321204	-	400
AJX12R32-40-150-3T	40	32	150	40	2	3					●	321206	300	300
AJX12R32-40-200-3T	40	32	200	50	2	3					●	321208	367	360
AJX12R32-40-250-3T	40	32	250	60	2	3					●	321210	433	430
AJX14R42-50-180-4T	50	42	180	35	2	4	JDMT140520ZDSR	AJX-14	M5×10	T20	●	321212	-	420

JDMW 平面高进给 单面有孔 铣削刀片

切削形态: Cutting Environment ● 稳定切削 Stable Cutting ● 一般切削 General Cutting ✖ 不稳定切削 Unstable Cutting

P	钢	Steel
M	不锈钢	Stainless Steel
K	铸铁	Iron
N	铝/铜/镁/锌/塑料/木材	Aluminum/Copper/Magnesium/Zinc/Plastic/Wood
S	硬质合金/粉末冶金	Carbide/Powder Metallurgy
H	钛/高温合金/碳纤维	Titanium/Superalloy/Carbon Fiber

用途 Application	产品图片 Product Image	几何尺寸 Dimensioning	规格型号 Specification	尺寸 Dimension (mm) rε	A	T	a°	配套刀柄 Matching Toolholder	PCD	CBN-K	CBN-S	ZN60	ZC01	ZP201S	ZP201	ZP150	ZP152	ZP153	ZP163
高进给铣削加工 High feed milling		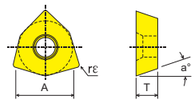	JOMW 06T215ZZSR-FT 080320ZZSR-FT JDMW 09T320ZDSR-FT 120420ZDSR-FT 140520ZDSR-FT	1.5 2.0 2.0 2.0 2.0	6.35 8.0 9.525 12.0 14.0	2.78 3.18 3.97 4.76 5.56	13° 13° 15° 15° 15°	刀柄: (Toolholder) D63-D64					●	●	●	●	●	●
高进给铣削加工 High feed milling		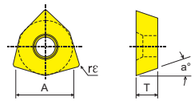	JOMT 06T215ZZSR-JM 080320ZZSR-JM JDMT 09T320ZDSR-JM 120420ZDSR-JM 140520ZDSR-JM	1.5 2.0 2.0 2.0 2.0	6.35 8.0 9.525 12.0 14.0	2.78 3.18 3.97 4.76 5.56	13° 13° 15° 15° 15°	刀柄: (Toolholder) D63-D64					●	●	●	●	●	●

■ AJX型 快进给面铣刀盘
Fast Feed Face Milling Cutter

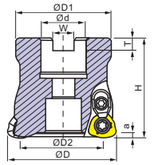

切削参数 (Cutting Parameters): R19
零配件 (Spare Parts): P01-P04

- ●使用15° 正角刀片
- ●双重夹紧机构刚性好
- ●最适合大进给切削
- ●具有标准冷却孔
- ●刀片为特殊形状的3刃角型号

- ★ The use of 15° positive angle blade
- ★ Double clamping body rigidity
- ★ The most suitable for large-feed cutting
- ★ With standard cooling holes
- ★ 3 for special shaped blade edge angle

型号 Cat. No	尺寸 Size D	D1	D2	d	H	W	T	a	刀片 Insert	压板 Clamp	螺钉 Screw	扳手 Wrench	Stock	Order Number	Price (RMB)	Price (RMB)
AJX12R50-22-3T	50	47	38.3	22	50	10.4	6.3	1.5	JDMW120420ZDSR-FT	AJX-12	M4×10	T15	●	321200	283	280
AJX12R50-22-4T	50	47	38.3	22	50	10.4	6.3	1.5					●	321202	317	280
AJX12R63-22-4T	63	30	51.3	22	50	10.4	6.3	1.5					●	321204	483	350
AJX14R63-22-3T	63	30	51.1	22	50	10.4	6.3	2	JDMW140520ZDSR-FT	AJX-14	M5×12	T20	●	321206	283	350
AJX14R63-22-4T	63	30	51.1	22	50	10.4	6.3	2					●	321208	317	350
AJX14R80-27-4T	80	76	68.1	27	50	12.4	7	2					●	321210	483	600
AJX14R100-32-5T	100	96	88.1	32	50	14.4	8	2					●	321212	700	800

■ AJX高进给铣刀头
AJX High Feed Milling Head

■ 低转速，高进给
切削效率是普通圆鼻面铣刀盘的3倍
锥形设计，钢性高

■ Low-speed, high feed
Cutting efficiency of an ordinary cutter round nose and face plate 3 times
Cone design, steel high

切削参数 (Cutting Parameters): R19
零配件 (Spare Parts): P01-P04

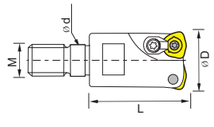

型号 Cat. No	尺寸 Size D	L	d	M	Teeth	刀片 Insert	压板 Clamp	螺钉 Screw	扳手 Wrench	Stock	Order Number	Price (RMB)
AJX06R162AM0830	16	30	8.5	M8	2	JOMW06T215 ZZSR-FT	-	M2.5X6	T8	●	321300	150
AJX06R172AM0830	17	30	8.5	M8	2					●	321302	150
AJX08R202AM1030	20	30	10.5	M10	2	JOMW080320 ZZSR-FT	-	M3X6	T15	●	321304	160
AJX08R212AM1030	21	30	10.5	M10	2					●	321306	160
AJX08R222AM1030	22	30	10.5	M10	2					●	321308	200
AJX09R252AM1235	25	35	12.5	M12	2	JDMW09T320 ZDSR-JM	AJX09	M3.5X8	T15	●	321310	160
AJX09R262AM1235	26	35	12.5	M12	2					●	321312	200

ASR 快进给立铣刀
Fast Feed End Mill



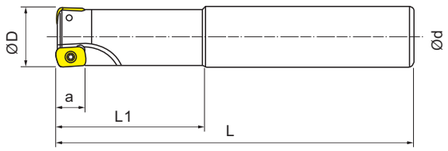

- 双重夹紧机构刚性好
- 最适合大进给切削
- 具有标准冷却孔
- 刀片为特殊形状的4刃角型号

★ Double clamping body rigidity
★ The most suitable for large-feed cutting
★ With standard cooling holes
★ 4 for special shaped blade edge angle

切削参数 (Cutting Parameters): R21
零配件 (Spare Parts): P01-P04

型号 Cat. No	尺寸 Size D	d	L	L1	刃数 No. of flutes	刀片 Insert	螺钉 Screw	扳手 Wrench	Stock	Order Number	Price (RMB)	Price (RMB)
ASR06R16-16-120-2T	16	16	120	40	2	EPNW0603TN-8 EPMT0603TN-8	M2.5×6	T8	●	321500	100	150
ASR06R16-16-150-2T	16	16	150	40	2				●	321502	100	160
ASR06R16-16-200-2T	16	16	200	50	2				●	321504	133	180
ASR06R16-17-120-2T	17	16	120	40	2				●	321506	100	150
ASR06R16-17-150-2T	17	16	150	40	2				●	321508	100	160
ASR06R16-17-200-2T	17	16	200	50	2				●	321510	133	180
ASR06R20-20-120-3T	20	20	120	40	3(2)				●	321512	-	160
ASR06R20-20-150-3T	20	20	150	40	3(2)				●	321514	150	170
ASR06R20-20-200-3T	20	20	200	50	3(2)				●	321516	183	200
ASR06R20-21-120-3T	21	20	120	40	3(2)				●	321518	-	170
ASR06R20-21-150-3T	21	20	150	40	3(2)				●	321520	150	170
ASR06R20-21-200-3T	21	20	200	50	3(2)				●	321522	183	200
ASR06R25-25-150-3T	25	25	150	50	3(4)				●	321524	183	175
ASR06R25-25-200-3T	25	25	200	50	3(4)				●	321526	217	225
ASR06R25-25-250-3T	25	25	250	60	3(4)				●	321528	250	260
ASR06R25-26-150-3T	26	25	150	50	3(4)				●	321530	183	180
ASR06R25-26-200-3T	26	25	200	50	3(4)				●	321532	217	240
ASR06R25-26-250-3T	26	25	250	60	3(4)				●	321534	250	260
ASR06R25-28-180-4T	28	25	180	60	4				●	321536	-	220
ASR06R25-30-200-4T	30	25	200	60	4				●	321538	-	260
ASR06R25-30-250-4T	30	25	250	60	4				●	321540	-	300
ASR06R32-32-150-4T	32	32	150	50	4(5)				●	321542	233	260
ASR06R32-32-200-4T	32	32	200	60	4(5)				●	321544	300	285
ASR06R32-32-250-4T	32	32	250	60	4(5)				●	321546	367	350
ASR06R32-33-160-4T	33	32	160	-	4				●	321548	-	260
ASR06R32-33-200-4T	33	32	200	-	4				●	321550	-	285
ASR06R32-35-150-4T	35	32	150	50	4(5)				●	321552	267	300
ASR06R32-35-200-4T	35	32	200	50	4(5)				●	321554	333	380
ASR06R32-35-250-4T	35	32	250	60	4(5)				●	321556	417	450
ASR06R32-40-150-4T	40	32	150	50	4(6)				●	321558	300	350
ASR06R32-40-200-4T	40	32	200	50	4(6)				●	321560	367	450
ASR06R32-40-250-4T	40	32	250	60	4(6)				●	321562	467	600
ASR08R20-20-130-2T	20	20	130	50	2	EPNW0803TN-10 EPEW0803TN-10	M3.5×8	T15	●	321564	-	180
ASR08R20-20-180-2T	20	20	180	100	2				●	321566	-	230
ASR08R20-20-250-2T	20	20	250	130	2				●	321568	-	280
ASR10R25-25-140-2T	25	25	140	60	2	EDNW10T3TN-10 EDEW10T3TN-10	M4×9 压板ASR10Y 压板螺丝MS3508	T15	●	321570	-	200
ASR10R25-25-200-2T	25	25	200	120	2				●	321572	-	260
ASR10R25-25-300-2T	25	25	300	180	2				●	321574	-	350
ASR13R32-30-150-2T	30	32	150	70	2	ED..13T4TN-15(Z) ED.W13T4TN-10	M5×10 压板ASR13Y 压板螺丝MS4009	T20	●	321576	-	220
ASR13R32-30-200-2T	30	32	200	120	2				●	321578	-	300
ASR13R32-30-300-2T	30	32	300	180	2				●	321580	-	380
ASR13R32-32-150-2T	32	32	150	70	2				●	321582	-	280
ASR13R32-32-200-2T	32	32	200	120	2				●	321584	-	350
ASR13R32-32-300-2T	32	32	300	180	2				●	321586	-	500

■ 刀杆先进行整体热处理(硬度达到48HRC)，然后再精修。避免二次热处理时使刀体产生变形，从而确保了精度和超强的钢性。

■ Arbor before an overall heat treatment (hardness reached 48 HRC), and then intensive. To avoid secondary heat treatment to make cutter body deformation. So as to ensure the accuracy of the tolerance range and superior rigidity.

EPNW SDNW 平面高进给 单面有孔 铣削刀片

切削形态: Cutting Environment ● 稳定切削 Stable Cutting ◐ 一般切削 General Cutting ✕ 不稳定切削 Unstable Cutting

			PCD	CBN-K	CBN-S	ZN60	ZC01	ZC02S	ZP201	ZP150	ZP152	ZP153	ZP163
P	钢	Steel			●	◐		✕	✕	✕	◐	●	●
M	不锈钢	Stainless Steel				◐		◐	✕	✕	✕	◐	○
K	铸铁	Iron			●		◐		✕	✕	✕		
N	铝/铜/镁/锌/塑料/木材	Aluminum/Copper/Magnesium/Zinc/Plastic/Wood	●					●					
S	硬质合金/粉末冶金	Carbide/Powder Metallurgy	●								✕	✕	●
H	钛/高温合金/碳纤维	Titanium/Superalloy/Carbon Fiber	●								✕	✕	●

用途 Application	产品图片 Product Image	几何尺寸 Dimensioning	规格型号 Specification	尺寸 Dimension (mm) rε	A	B	T	a°	配套刀柄 Matching Toolholder	PCD	CBN-K	CBN-S	ZN60	ZC01	ZC02S	ZP201	ZP150	ZP152	ZP153	ZP163
高进给铣削加工 High Feed Milling		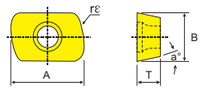	EPNW 0603TN-8 EPMT 0603TN-8 EDNW 12T3TN-10 EDMT 12T3TN-10	8 8 10 10	10 12 10 12	6.35 6.35 10 10	3.18 3.18 3.97 3.97	11° 11° 15° 15°	刀柄: (Toolholder) D65-D66							●	●	●	●	
高进给铣削加工 High Feed Milling		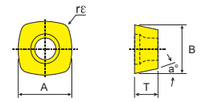	EPNW 0803TN-10 EDNW 10T3TN-10 EDNW 13T4TN-15 EDNW 13T4TN-10 13T4TN-15 SDNW 1505ZDTN-R15 SDMT 1505ZDTN-R15 带修光刃 1505ZDTN-C15	10 10 15 15 10 15 15 15	8.1 10 12.7 12.7 13.5 15.875 15.875 15.875	8.1 10 12.7 12.7 13.5 15.875 15.875 15.875	3.18 3.97 5.56 5.56 5.56 5.56 5.56 5.56	11° 15° 15° 15° 15° 15° 15° 15°	刀柄: (Toolholder) D65-D66							●	●	●	●	

ASR 快进给壳形铣刀
Fast Feed Shell Milling Cutter

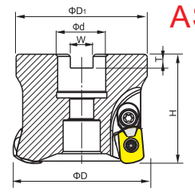

ASF

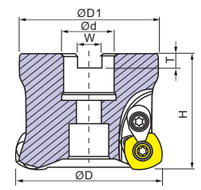

切削参数 (Cutting Parameters): R21
零配件 (Spare Parts): P01-P04

型号 Cat. No	尺寸 Size D	D1	d	H	W	T	刀片 Insert	压板 Clamp	螺钉 Screw	扳手 Wrench	Stock	Order Number	Price (RMB)
ASR06R50-22-4T	50	47	22	50	10.4	6.3	EPNW0603TN-8 EPMT0603TN-8		M2.5×6	T8	●	321700	280
ASR06R63-22-4T	63	60	22	50	10.4	6.3					●	321702	350
ASF15R80-27-5T	80	70	27	50	12.4	7	SDNW1505ZDTN-R15 SDMT1505ZDTN-R15 SDEW1505ZDTN-R15	ASPT 15	M5×12	T20	●	321704	600
ASF15R100-32-5T	100	90	32	50	14.4	8					●	321706	800
ASF15R125-40-6T	125	90	40	50	16.4	9					●	321708	1000
ASF15R160-40-8T	160	120	40	50	16.4	9					●	321710	1200
ASF15R200-60-8T	200	120	60	50	25.7	14					●	321712	1600
ASF15R200-60-10T	200	120	60	50	25.7	14					●	321714	1800

■ ASRM 高进给圆弧铣刀
ASRM Super Radius Mill

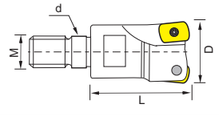

切削参数 (Cutting Parameters): R21
零配件 (Spare Parts): P01-P04

型号 Cat. No	尺寸 Size D	L	d	M	Teeth	刀片 Insert	螺钉 Screw	扳手 Wrench	Stock	Order Number	Price (RMB)
ASRM2016R-2	16	25	8.5	M8	2	EPNW0603TN-8 EPMT0603TN-8 EPMT0603EN-8LF	M2.5X6	T8	●	321800	300
ASRM2017R-2	17	25	8.5	M8	2				●	321802	300
ASRM2018R-2	18	25	8.5	M8	2				●	321804	300
ASRM2020R-3	20	30	10.5	M10	3				●	321806	300
ASRM2021R-3	21	30	10.5	M10	3				●	321808	300
ASRM2022R-3	22	30	10.5	M10	3				○	321810	400
ASRM2025R-4	25	35	12.5	M12	4				●	321812	450
ASRM2026R-4	26	35	12.5	M12	4				●	321814	450
ASRM2028R-4	28	35	12.5	M12	4				○	321816	460
ASRM2030R-4	30	40	17	M16	4				○	321818	500
ASRM2032R-5	32	40	17	M16	5				○	321820	500
ASRM2040R-6	40	40	17	M16	6	EPNW0803TN-10 EPEW0803TN-10	M3.5×8	T15	○	321822	560
ASRM0020-2	20	30	10.5	M10	2				○	321824	350
ASRM0021-2	21	30	10.5	M10	2	EDNW10T3TN-10 EDEW10T3TN-10	M4×9 压板ASR10Y 压板螺丝MS3508	T15	○	321826	350
ASRM0025-2	25	35	12.5	M12	2				○	321828	500
ASRM0026-2	26	35	12.5	M12	2				○	321830	500
ASRM0030-3	30	40	17	M16	3				○	321832	550
ASRM0032-3	32	40	17	M16	3				○	321834	550
ASRM0035-3	35	40	17	M16	3				○	321836	600
ASRM0040-4	40	40	17	M16	4				○	321838	600

■ SKS 快进给立铣刀
SKS High feedrate end mill

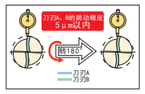

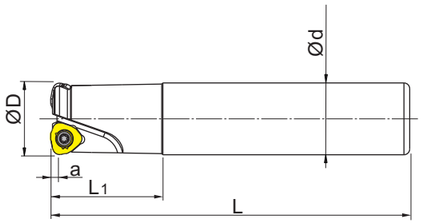

切削参数 (Cutting Parameters): R20
零配件 (Spare Parts): P01-P04

● 最适合大进给切削

★ The most suitable for large-feed cutting.

型号 Cat. No	尺寸 Size D	d	L	L1	a	刃数 No. of flutes	刀片 Insert	压板 Clamp	螺钉 Screw	扳手 Wrench	Stock	Order Number	Price (RMB)	Price (RMB)
SKS04R16-16-150-2T	16	16	150	30	1	2	WOMW04T215	--	M2.5x6	T8	●	321900	-	185
SKS04R16-17-70-2T	17	16	70	30	1	2					●	321902	-	180
SKS04R16-17-110-2T	17	16	110	30	1	2					●	321904	-	180
SKS04R16-17-150-2T	17	16	150	30	1	2					●	321906	-	185
SKS05R20-20-130-2T	20	20	130	30	1.5	2	WOMW050316	--	M3x7	T10	●	321908	-	200
SKS05R20-20-180-2T	20	20	180	40	1.5	2					●	321910	-	220
SKS05R20-20-200-2T	20	20	200	40	1.5	2					●	321912	-	220
SKS05R20-20-250-2T	20	20	250	50	1.5	2					●	321914	-	250
SKS05R20-21-130-2T	21	20	130	30	1.5	2					●	321916	233	200
SKS05R20-21-160-2T	21	20	160	30	1.5	2					●	321918	-	200
SKS05R20-21-200-2T	21	20	200	40	1.5	2					●	321920	267	250
SKS06R25-25-140-2T	25	25	140	30	2	2	WDMW06T320	SKS-06	M4x10	T15	●	321922	-	240
SKS06R25-25-160-2T	25	25	160	30	2	2					●	321924	-	240
SKS06R25-25-200-2T	25	25	200	40	2	2					●	321926	233	260
SKS06R25-25-250-2T	25	25	250	50	2	2					●	321928	-	320
SKS06R25-25-300-2T	25	25	300	60	2	2					●	321930	267	380
SKS06R25-26-140-2T	26	25	140	30	2	2					●	321932	267	240
SKS06R25-26-160-2T	26	25	160	30	2	2					●	321934	317	240
SKS06R25-26-200-2T	26	25	200	40	2	2					●	321936	367	260
SKS06R32-32-150-3T	32	32	150	30	2	3					●	321938	267	260
SKS06R32-32-200-3T	32	32	200	40	2	3					●	321940	317	330
SKS06R32-32-250-3T	32	32	250	50	2	3					●	321942	367	380
SKS06R32-35-150-3T	35	32	150	30	2	3					●	321944	300	260
SKS06R32-35-200-3T	35	32	200	40	2	3					●	321946	367	330
SKS06R32-35-250-3T	35	32	250	50	2	3					●	321948	433	380
SKS06R32-40-150-3T	40	32	150	30	2	3					●	321950	-	280
SKS06R32-40-200-3T	40	32	200	40	2	3					●	321952	-	350
SKS06R32-40-250-3T	40	32	250	50	2	3					●	321954	-	420
SKS08R32-32-160-2T	32	32	160	40	2	2	WDMW080520	SKS-08	M4.5x10 / M5x11	T15	●	321956	-	280
SKS08R32-32-200-2T	32	32	200	50	2	2					●	321958	-	320
SKS08R32-32-250-2T	32	32	250	60	2	2					●	321960	-	380
SKS08R32-32-300-2T	32	32	300	80	2	2					●	321962	-	450
SKS08R32-32-350-2T	32	32	350	90	2	2					●	321964	-	560
SKS08R32-33-160-2T	33	32	160	40	2	2					●	321966	-	300
SKS08R32-33-200-2T	33	32	200	50	2	2					●	321968	-	320
SKS08R32-33-250-2T	33	32	250	60	2	2					●	321970	-	380
SKS08R32-33-300-2T	33	32	300	80	2	2					●	321972	-	450
SKS08R32-33-350-2T	33	32	350	90	2	2					●	321974	-	560
SKS08R32-35-160-2T	35	32	160	40	2	2					●	321976	-	300
SKS08R32-35-200-2T	35	32	200	50	2	2					●	321978	-	320
SKS08R32-35-250-2T	35	32	250	60	2	2					●	321980	-	380
SKS08R32-35-300-2T	35	32	300	80	2	2					●	321982	-	450
SKS08R32-35-350-2T	35	32	350	90	2	2					●	321984	-	560
SKS08R32-40-160-2T	40	32	160	40	2	2					●	321986	-	330
SKS08R32-40-200-2T	40	32	200	50	2	2					●	321988	-	350
SKS08R32-40-250-2T	40	32	250	60	2	2					●	321990	-	380
SKS08R32-40-300-2T	40	32	300	80	2	2					●	321992	-	460
SKS08R32-40-350-2T	40	32	350	90	2	2					●	321994	-	580

WDMW 平面高进给 单面有孔 铣削刀片

切削形态: Cutting Environment ● 稳定切削 Stable Cutting ● 一般切削 General Cutting ✕ 不稳定切削 Unstable Cutting

| | | | | |

WPMT 平面高进给 单面有孔 铣削刀片

切削形态: Cutting Environment ● 稳定切削 Stable Cutting ● 一般切削 General Cutting ✕ 不稳定切削 Unstable Cutting

P	钢	Steel	●	●		●	✕	✕	✕	●	●								
M	不锈钢	Stainless Steel			●	●	✕	✕	✕	●	●								
K	铸铁	Iron		●		●		✕	✕	✕									
N	铝/铜/镁/锌/塑料/木材	Aluminum/Copper/Magnesium/Zinc/Plastic/Wood	●				●												
S	硬质合金/粉末冶金	Carbide/Powder Metallurgy		●					✕	✕	●	●							
H	钛/高温合金/碳纤维	Titanium/Superalloy/Carbon Fiber		●					✕	✕	●	●							

用途 Application	产品图片 Product Image	几何尺寸 Dimensioning	规格型号 Specification	尺寸 Dimension (mm) rε	A	Ød	T	a°	配套刀柄 Matching Toolholder	PCD	CBN-K	CBN-S	ZN60	ZK01	ZC32S	ZP201	ZP150	ZP152	ZP153	ZP163
高进给铣削加工 High feed milling		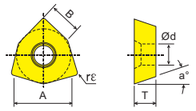	WPGT 050315ZSR	1.5	7.94	6	3.5	11°	刀柄: (Toolholder) D69				●	●	●	●				
			060415ZSR	1.5	9.525		4.2	11°					●	●	●	●				
			080615ZSR	1.5	12.85		6.35	11°					●	●	●	●				
			090725ZSR	2.5	15		7.0	11°					●	●	●	●				
			050315ZSR-PM	1.5	7.94		3.5	11°					●	●	●	●				
			060415ZSR-PM	1.5	9.525		4.2	11°					●	●	●	●				
			080615ZSR-PM	1.5	12.85		6.35	11°					●	●	●	●				
			090725ZSR-PM	2.5	15		7.0	11°					●	●	●	●				

槽型说明;
ZSR-PM槽型刃口锋利，适合应用于机床功率不足及不锈钢/钛合金等较粘材料的加工。
ZSR槽型刃口较钝，适合应用于淬硬钢及铸铁等硬材料加工。

Groove type description;
ZSR-PM has a sharp groove edge, which is suitable for the machining of less power of machine tools and more sticky materials such as stainless steel / titanium alloy.
ZSR groove edge is blunt, which is suitable for hard material processing such as hardened steel and cast iron.

■ TXP 快进给立铣刀

TXP High Feedrate End Mill

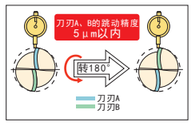

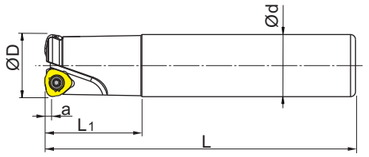

切削参数 (Cutting Parameters): R19-R21
零配件 (Spare Parts): P01-P04

● 最适合大进给切削 ★ The most suitable for large-feed cutting.

型号 Cat. No	刃数 No.of flutes	尺寸 Size D	d	L	L1	a	刀片 Insert	压板 Clamp	螺钉 Screw	扳手 Wrench	Stock	Order Number	Price (RMB)
TXP06R25-25-160-2T	2	25	25	160	80	2	WPMW06X415ZPR	EXP-06	M4X10	T15	●	322300	240
TXP06R25-26-200-2T	2	26	25	200	--	2					●	322302	260
TXP06R32-33-160-3T	3	33	32	160	--	2					●	322304	300
TXP06R32-33-200-3T	3	33	32	200	--	2					●	322306	320
TXP06R32-35-200-3T	3	35	32	200	--	2					●	322308	350
TXP06R32-40-200-3T	3	40	32	200	--	2					●	322310	400
TXP06R32-40-250-3T	3	40	32	250	--	2					●	322312	450
TXP08R32-35-200-2T	2	35	32	200	--	2	WPMT080615ZSR	EXP-08	M5X11	T20	●	322314	350

■ TXP型 快进给面铣刀盘

Fast Feed Face Milling Cutter

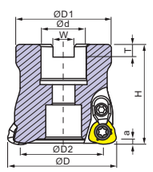

切削参数 (Cutting Parameters): R19-R21
零配件 (Spare Parts): P01-P04

- 使用11°正角刀片
- 双重夹紧机构刚性好
- 最适合大进给切削
- 具有标准冷却孔
- 刀片为特殊形状的3刃角型号

★ The use of 11° positive angle blade
★ Double clamping body rigidity
★ The most suitable for large-feed cutting
★ With standard cooling holes
★ 3 for special shaped blade edge angle

型号 Cat. No	尺寸 Size D	D1	D2	d	H	W	T	a	刀片 Insert	压板 Clamp	螺钉 Screw	扳手 Wrench	Stock	Order Number	Price (RMB)	Price (RMB)
TXP06R50-22-4T	50	47	41.4	22	50	10.4	6.3	1.5	WPMW06X415ZPR	TXP-06	M4×10	T15	●	322400	-	280
TXP08R50-22-3T	50	47	38.6	22	50	10.4	6.3	1.5	WPMT080615ZSR	TXP-08	M5×11	T20	●	322402	283	280
TXP08R63-22-4T	63	59	51.6	22	50	10.4	6.3	1.5					●	322404	317	350
TXP08R80-27-4T	80	70	68.6	27	50	12.4	7	1.5					●	322406	483	600
TXP08R100-32-6T	100	90	88.6	22	50	14.4	8	1.5					●	322408	700	800

HNGX 正六边形 有孔双面 铣削刀片

刀片(Insert):
HNGX0906ANSN-M ZP163
Ap:0.5-4.5 (mm)
Fz:0.07-0.9 (mm/rev)
Vc:100-300 (m/min)

切削形态: Cutting Environment ● 稳定切削 Stable Cutting ● 一般切削 General Cutting ✕ 不稳定切削 Unstable Cutting

P	钢	Steel	●	●		●	✕	✕	✕	●	●								
M	不锈钢	Stainless Steel			●	●	✕	✕	✕	●	●								
K	铸铁	Iron		●		●		✕	✕	✕									
N	铝/铜/镁/锌/塑料/木材	Aluminum/Copper/Magnesium/Zinc/Plastic/Wood	●				●												
S	硬质合金/粉末冶金	Carbide/Powder Metallurgy		●					✕	✕	●	●							
H	钛/高温合金/碳纤维	Titanium/Superalloy/Carbon Fiber		●					✕	✕	●	●							

用途 Application	产品图片 Product Image	几何尺寸 Dimensioning	规格型号 Specification	尺寸 Dimension (mm) rε	A	B	C	T	配套刀柄 Matching Toolholder	PCD	CBN-K	CBN-S	ZN60	ZK01	ZC32S	ZP201	ZP150	ZP152	ZP153	ZP163
平面铣削加工 Face milling		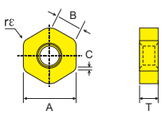	HNGX 0906ANSN-M 0906ANSN-R	1.2	15.88	9	1.8	5.56	刀柄: (Toolholder) D70				●	●	●	●	●			

■ KSHR 12角刀盘

KSHR 12 Angle Cutter

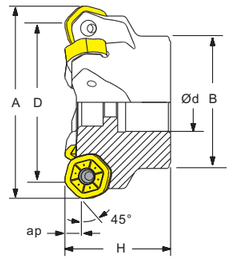

- 每个刀片12个切削刃
- 内冷标准
- 切削轻快

★ Each blade 12 cutting edges
★ Internal cooling standard
★ The cutting easy

切削参数 (Cutting Parameters): R19-R21
零配件 (Spare Parts): P01-P04

规格型号 Specification	尺寸 Dimensions (mm) D	d	A	B	ap max	刃数 Edges	重量 (kg)	刀片 Insert	螺钉 Screw	扳手 Wrench	库存 Stock	编码 Code	Price (RMB)
KSHR 40A04RS45HN09	40	22	51	39	4.5	4	0.25	HNGX0906..	M4.5×12	T20	●	322710	1167
50A04RS45HN09	50	22	61	38	4.5	4	0.32				●	322712	1167
50A05RS45HN09	50	22	61	38	4.5	4	0.33				●	322714	1200
63A04RS45HN09	63	22	74	50	4.5	4	0.60				●	322716	1283
63A06RS45HN09	63	22	74	50	4.5	6	0.56				●	322718	1680
63A07RS45HN09	63	22	74	50	4.5	7	0.57				●	322720	1700
80A06RS45HN09	80	27	91	60	4.5	6	1.12				●	322722	1750
80A08RS45HN09	80	27	91	60	4.5	8	1.07				●	322724	2217
80A09RS45HN09	80	27	91	60	4.5	9	1.11				●	322726	2300
100B06RS45HN09	100	32	111	80	4.5	6	1.73				●	322728	1983
100B08RS45HN09	100	32	111	80	4.5	8	1.68				●	322730	2520
100B11RS45HN09	100	32	111	80	4.5	11	1.73				●	322732	2600
125B06RS45HN09	125	40	136	90	4.5	6	2.84				●	322734	2053
125B08RS45HN09	125	40	136	90	4.5	8	2.77				●	322736	2520
125B10RS45HN09	125	40	136	90	4.5	10	2.86				●	322738	2987
160C08RS45HN09	160	40	171	110	4.5	8	4.75				●	322740	2987
160C10RS45HN09	160	40	171	110	4.5	10	4.56				●	322742	3337
160C12RS45HN09	160	40	171	110	4.5	12	4.70				●	322744	3920
200C12RS45HN09	200	60	211	130	4.5	12	6.43				●	322746	4153
250C14RS45HN09	250	60	261	130	4.5	14	9.93				●	322748	7700
315C16RS45HN09	315	60	326	230	4.5	16	22.9				●	322750	10600

■ OD八角刀盘

OD Octagonal Cutter

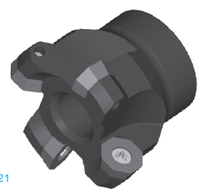

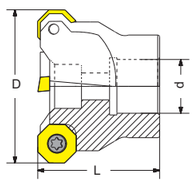

- 采用15° 正角刀片
- 大进给低切削阻力
- 八角刀粒，经济性好

★ Using the 15 degree angle blade
★ High feed low cutting resistance
★ The octagonal tablets, the economy is good

切削参数 (Cutting Parameters): R19-R21
零配件 (Spare Parts): P01-P04

型号 Cat. No	直径 Diameter	内径 Inside diameter	总长 Long	刃数 Blade number	刀片 Insert	Stock	Order Number	Price (RMB)
OD-63-22-4T	63	22	50	4	ODMT060508	●	322700	300
OD-80-27-5T	80	27	50	5		●	322702	550
OD-100-32-6T	100	32	63	6		●	322704	750
OD-125-40-8T	125	40	63	8		●	322706	950

BLMP 平面高进给 双面有孔 铣削刀片

刀片(Insert):
BLMP0603TN ZP153
Ap:0.3-0.8 (mm)
Fz:0.9-1.0 (mm/rev)
Vc:120-160 (m/min)

切削形态: Cutting Environment ● 稳定切削 Stable Cutting ◐ 一般切削 General Cutting ✕ 不稳定切削 Unstable Cutting

			PCD	CBN-K	CBN-S	ZN60	ZK01	ZC32S	ZP201	ZP150	ZP152	ZP153	ZP163
P	钢	Steel			●	◐		✕	✕	✕	◐	◐	●
M	不锈钢	Stainless Steel				◐		✕	✕	✕	◐	◐	●
K	铸铁	Iron		●		◐		✕	✕	✕			
N	铝/铜/镁/锌/塑料/木材	Aluminum/Copper/Magnesium/Zinc/Plastic/Wood	●				◐						
S	硬质合金/粉末冶金	Carbide/Powder Metallurgy			●					✕	✕	◐	●
H	钛/高温合金/碳纤维	Titanium/Superalloy/Carbon Fiber			●					✕	✕	◐	●

用途 Application	产品图片 Product Image	几何尺寸 Dimensioning	规格型号 Specification	尺寸 Dimension (mm) rε	A	B	T	配套刀柄 Matching Toolholder	PCD	CBN-K	CBN-S	ZN60	ZK01	ZC32S	ZP201	ZP150	ZP152	ZP153	ZP163
高进给铣削加工 High Feed Milling		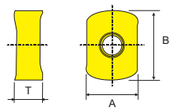	BLMP 0603R-M	-	6.39	9	3.73	刀柄: (Toolholder) D71								●	●	●	●
高进给铣削加工 High Feed Milling		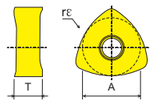	BLMP 1205R-M	15	12	-	5.5	刀柄: (Toolholder) D71								●	●	●	●

TEBL 机夹式快进给立铣刀-双面四角刀片

Clip-Type Fast Feed End Milling Cutter
-Double-Sided Four Corners Insert

● 特点：高进给，高效率
★ Characteristic: High Feed, High Efficiency
零配件 (Spare Parts): P01-P04

螺钉 Screw	扳手 Wrench
M2.5x6	T8

订购编码 Order Number	规格型号 Specification	尺寸 Dimensions dc	dm	L1	L	刃数 Edge	价格 Price
337100	TEBL 216-20-150	16	20	40	150	2	480
337102	TEBL 216-16-150	16	16	40	150	2	480
337104	TEBL 217-16-150	17	16	30	150	2	520
337106	TEBL 320-20-150	20	20	50	150	3	520
337108	TEBL 321-20-150	21	20	35	150	3	580
337110	TEBL 425-25-180	25	25	30	180	4	668
337112	TEBL 426-25-180	26	25	40	180	4	668
337114	TEBL 532-32-200	32	32	120	200	5	820
337116	TEBL 533-32-200	33	33	50	200	5	844

TEBL 快进给锁牙式刀头-双面四角刀片

Fast feed locking bit - double sided four corner blade

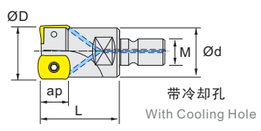

● 特点：高进给，高效率
★ Characteristic: High Feed, High Efficiency
零配件 (Spare Parts): P01-P04

螺钉 Screw	扳手 Wrench
M2.5x6	T8

订购编码 Order Number	规格型号 Specification	尺寸 Dimensions ØD	Ød	L	M	刃数 Edge	价格 Price
337120	TEBL 216-M08-06	16	13	25	M8	2	800
337121	TEBL 320-M10-06	20	18	30	M10	3	800
337122	TEBL 425-M12-06	25	21	35	M12	4	800
337123	TEBL 532-M16-06	32	29	40	M16	5	900
337125	TEBL 535-M16-06	35	29	43	M16	5	900
337127	TEBL 642-M16-06	42	29	43	M16	6	1300

TFBL 机夹式快进给立铣刀刀盘-双面四角刀片

Clip-Type Fast Feed End Milling Cutter Head
-Double-Sided Four Corners Insert

刀片(Insert):
BLMP0603R-M ZP153
Ap:0.3-0.8 (mm)
Fz:0.9-1.0 (mm/rev)
Vc:120-160 (m/min)



● 特点：高进给，高效率
★ Characteristic: High Feed, High Efficiency
零配件 (Spare Parts): P01-P04

螺钉 Screw	扳手 Wrench
M2.5x6	T8

订购编码 Order Number	规格型号 Specification	尺寸 Dimensions D	d	H		刃数 Edge	价格 Price
337117	TFBL 640-22R-06	40	16	40		6	900
337118	TFBL 750-22R-06	50	22	45		7	1150
337119	TFBL 863-22R-06	63	22	45		8	1300

LNMU 平面高进给 双面有孔 铣削刀片

刀片(Insert):
LNMU0303ZER ZP153
Ap:0.06-6.0 (mm)
Fz:0.02-0.30 (mm/rev)
Vc:100-200 (m/min)

切削形态: Cutting Environment ● 稳定切削 Stable Cutting ◐ 一般切削 General Cutting ✕ 不稳定切削 Unstable Cutting

			PCD	CBN-K	CBN-S	ZN60	ZK01	ZC32S	ZP201	ZP150	ZP152	ZP153	ZP163
P	钢	Steel			●	◐		✕	✕	✕	◐	◐	●
M	不锈钢	Stainless Steel				◐		✕	✕	✕	◐	◐	●
K	铸铁	Iron		●		◐		✕	✕	✕			
N	铝/铜/镁/锌/塑料/木材	Aluminum/Copper/Magnesium/Zinc/Plastic/Wood	●				◐						
S	硬质合金/粉末冶金	Carbide/Powder Metallurgy			●					✕	✕	◐	●
H	钛/高温合金/碳纤维	Titanium/Superalloy/Carbon Fiber			●					✕	✕	◐	●

用途 Application	产品图片 Product Image	几何尺寸 Dimensioning	规格型号 Specification	尺寸 Dimension (mm) rε	A	B	T	配套刀柄 Matching Toolholder	PCD	CBN-K	CBN-S	ZN60	ZK01	ZC32S	ZP201	ZP150	ZP152	ZP153	ZP163
高进给铣削加工 High Feed Milling		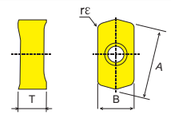	LNMU 0303ZER-MJ 0303ZER-ML	1.2 1.2	11.59 11.59	6.0 6.0	4.29 4.29	刀柄: (Toolholder) D72								●	●	●	●

EXN03R 机夹式快进给立铣刀-双面四角刀片

Clip-Type Fast Feed End Milling Cutter
-Double-Sided Four Corners Insert

● 特点：高进给，高效率
★ Characteristic: High Feed, High Efficiency
零配件 (Spare Parts): P01-P04

螺钉 Screw	扳手 Wrench
M2.5x6	T8

订购编码 Order Number	规格型号 Specification	尺寸 Dimensions dc	dm	L1	L	刃数 Edge	价格 Price
337130	EXN03R 16-16-100-2T	16	16	30	100	2	450
337132	EXN03R 16-16-160-2T	16	16	35	160	2	500
337134	EXN03R 17-16-100-2T	17	16	30	100	2	450
337136	EXN03R 17-16-160-2T	17	16	30	160	2	550
337138	EXN03R 18-16-100-2T	18	16	30	100	2	475
337140	EXN03R 18-16-160-2T	18	16	30	160	2	600
337142	EXN03R 20-20-130-3T	20	20	50	130	3	600
337144	EXN03R 20-20-160-3T	20	20	60	160	3	650
337146	EXN03R 21-20-130-3T	21	20	50	130	3	625
337148	EXN03R 21-20-160-3T	21	20	50	160	3	675
337150	EXN03R 22-20-130-3T	22	20	50	130	3	650
337152	EXN03R 22-20-200-3T	22	20	50	200	3	750
337154	EXN03R 25-25-140-4T	25	25	60	140	4	800
337156	EXN03R 25-25-200-4T	25	25	80	200	4	900
337158	EXN03R 26-25-140-4T	26	25	60	140	4	825
337160	EXN03R 26-25-200-4T	26	25	60	200	4	975
337162	EXN03R 28-25-140-4T	28	25	40	140	4	1050
337164	EXN03R 28-25-200-4T	28	25	40	200	4	1150
337166	EXN03R 30-32-160-5T	30	32	70	160	5	1400
337168	EXN03R 30-32-200-5T	30	32	80	200	5	1550
337170	EXN03R 32-32-150-5T	32	32	70	150	5	1550
337172	EXN03R 32-32-200-5T	32	32	80	200	5	1725
337174	EXN03R 35-32-150-5T	35	32	40	150	5	1725
337176	EXN03R 35-32-200-5T	35	32	40	200	5	1925

EXN03R 机夹式快进给立铣刀刀盘-双面四角刀片

Clip-Type Fast Feed End Milling Cutter Head
-Double-Sided Four Corners Insert



● 特点：高进给，高效率
★ Characteristic: High Feed, High Efficiency
零配件 (Spare Parts): P01-P04

螺钉 Screw	扳手 Wrench
M2.5x6	T8

订购编码 Order Number	规格型号 Specification	尺寸 Dimensions D	d	H		刃数 Edge	价格 Price
337180	EXN03R 40-40-16-6T	40	16	40		6	900
337182	EXN03R 50-22-45-8T	50	22	45		8	1150
337184	EXN03R 63-22-45-9T	63	22	45		9	1350

EXN03R 快进给锁牙式刀头-双面四角刀片

Fast feed locking bit - double sided four corner blade

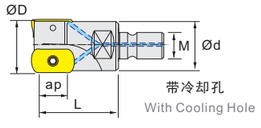

● 特点：高进给，高效率
★ Characteristic: High Feed, High Efficiency
零配件 (Spare Parts): P01-P04

螺钉 Screw	扳手 Wrench
M2.5x6	T8

订购编码 Order Number	规格型号 Specification	尺寸 Dimensions ØD	Ød	L	M	刃数 Edge	价格 Price
337190	EXN03R217-M08	17	13	25	M8	2	800
337191	EXN03R220-M10	20	18	30	M10	2	800
337192	EXN03R221-M10	21	18	30	M10	2	800
337193	EXN03R325-M12	25	21	35	M12	3	900
337195	EXN03R326-M12	26	21	35	M12	3	900
337197	EXN03R332-M16	32	29	40	M16	3	1000
337198	EXN03R335-M16	35	29	40	M16	3	1300

45°面铣

机夹式平面铣削刀具
Clamp type flat milling tool

SEMT 正四方形 有孔 铣削刀片

刀片(Insert):
SEMT13T3AGSN-JM ZP152
Ap:0.3-0.8 (mm)
Fz:0.1-0.3 (mm/rev)
Vc:100-300 (m/min)

切削形态: Cutting Environment ● 稳定切削 Stable Cutting ◐ 一般切削 General Cutting ✕ 不稳定切削 Unstable Cutting

			PCD	CBN-K	CBN-S	ZN60	ZK01	ZC32S	ZP201	ZP151	ZP152	ZP153	ZP163
P	钢	Steel				●	◐	✕	✕	✕	◐	●	●
M	不锈钢	Stainless Steel					◐	✕	✕	✕	◐	◐	○
K	铸铁	Iron		●		◐		✕	✕	✕			
N	铝/铜/镁/锌/塑料/木材	Aluminum/Copper/Magnesium/Zinc/Plastic/Wood	●				◐						
S	硬质合金/粉末冶金	Carbide/Powder Metallurgy	●							✕	✕	◐	●
H	钛/高温合金/碳纤维	Titanium/Superalloy/Carbon Fiber	●							✕	✕	◐	●

用途 Application	产品图片 Product Image	几何尺寸 Dimensioning	规格型号 Specification	尺寸 Dimension (mm) rε	A	B	T	a°	配套刀柄 Matching Toolholder	PCD	CBN-K	CBN-S	ZN60	ZK01	ZC32S	ZP201	ZP150	ZP151	ZP152	ZP153	ZP163
平面铣削加工 Surface milling		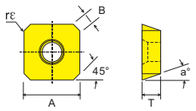	SEET 13T3AGEN-JL SEMT 13T3AGSN-JH 13T3AGSN-JM	1.5	13.4	1.9	3.97	20°	刀柄: (Toolholder) D73			●		●	●	●	●	●	●	●

■ ASX445 刀盘
ASX445 Cutter

45° 粗加工 Roughing 精加工 Plane finishing 台阶面加工 Shoulder milling 含平面仿形加工 Copy milling

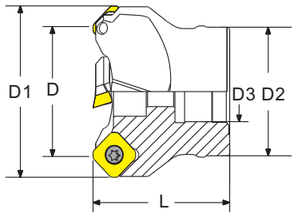

- 大前角刀片，切削负荷小
- 装有硬质合金刀垫，刀粒切削刚性更好

★ Before the big angle blade, cutting load
★ A hard alloy cutter pad, cutting better rigidity

切削参数 (Cutting Parameters): R15-R18
零配件 (Spare Parts): P01-P04

型 号 Cat. No	刃数 Blade number	大径 D1 Largest diameter	切削径 D Cutting size	端面直径 D2 End face diameter	内径 D3 Inside diameter	总长 L Long	刀 片 Insert	Stock	Order Number	Price (RMB)
ASX445R/L50-22-3T	3	63	50	47	22	50	SEMT13T3	●	331200	350
ASX445R/L50-22-4T	4							●	331202	350
ASX445R/L50-22-5T	5							●	331204	400
ASX445R/L63-22-4T	4	76	63	47	22	50		●	331206	350
ASX445R/L63-22-5T	5							●	331208	350
ASX445R/L63-22-6T	6							●	331210	400
ASX445R/L80-27-4T	4	93	80	58	27	50		●	331212	480
ASX445R/L80-27-5T	5							●	331214	480
ASX445R/L80-27-6T	6							●	331216	600
ASX445R/L80-27-8T	8							●	331218	700
ASX445R/L100-32-5T	5	113	100	76	32	50		●	331220	750
ASX445R/L100-32-6T	6							●	331222	750
ASX445R/L100-32-7T	7							●	331224	800
ASX445R/L100-32-10T	10							●	331226	900
ASX445R/L125-40-6T	6	138	125	87	40	63		●	331228	900
ASX445R/L125-40-7T	7							●	331230	900
ASX445R/L125-40-8T	8							●	331232	1000
ASX445R/L125-40-12T	12							●	331234	1200
ASX445R/L160-40-7T	7	173	160	100	40	63		●	331236	1500
ASX445R/L160-40-10T	10							●	331238	1500
ASX445R/L160-40-16T	16							●	331240	2000
ASX445R/L200-40-8T	8	212.9	200	175	40	63		●	331242	2200
ASX445R/L200-40-12T	12							●	331244	2600
ASX445R/L250-60-10T	10	262.9	250	220	60	63		●	331246	2800
ASX445R/L250-60-14T	14							●	331248	3200

* Shim SSS445N; Screw MDS5035; Wrench PL35; Screw MS3512B; Wrench T15

SEET 正四方形 有孔 铣削刀片

刀片(Insert):
SEET12T3-DM ZP152
Ap:0.3-0.8 (mm)
Fz:0.1-0.3 (mm/rev)
Vc:100-300 (m/min)

切削形态: Cutting Environment ● 稳定切削 Stable Cutting ◐ 一般切削 General Cutting ✕ 不稳定切削 Unstable Cutting

			PCD	CBN-K	CBN-S	ZN60	ZK01	ZC32S	ZP201	ZP150	ZP151	ZP152	ZP153	ZP163
P	钢	Steel					●	◐	✕	✕	✕	◐	●	●
M	不锈钢	Stainless Steel					◐		✕	✕	✕	◐	◐	○
K	铸铁	Iron			●		◐		✕	✕	✕			
N	铝/铜/镁/锌/塑料/木材	Aluminum/Copper/Magnesium/Zinc/Plastic/Wood	●					◐						
S	硬质合金/粉末冶金	Carbide/Powder Metallurgy	●								✕	✕	◐	●
H	钛/高温合金/碳纤维	Titanium/Superalloy/Carbon Fiber	●								✕	✕	◐	●

用途 Application	产品图片 Product Image	几何尺寸 Dimensioning	规格型号 Specification	尺寸 Dimension (mm) rε	A	B	T	Ød	a°	配套刀柄 Matching Toolholder	PCD	CBN-K	CBN-S	ZN60	ZK01	ZC32S	ZP201	ZP150	ZP151	ZP152	ZP153	ZP163
平面铣削加工 Surface milling		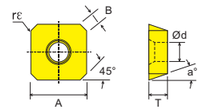	SEET 12T3-DF 轻切削 12T3-CF 12T3-EF 中切削 12T3-DM 12T3-CM 12T3-EM 重切削 12T3-DR 12T3-CR 铜铝用 12T3-LH	-	13.4	2.55	3.97	4.1	20°	刀柄: (Toolholder) D74							●	●	●	●	●

■ R245 刀盘
R245 cutter

45° 粗加工 Roughing 精加工 Plane finishing 台阶面加工 Shoulder milling 含平面仿形加工 Copy milling

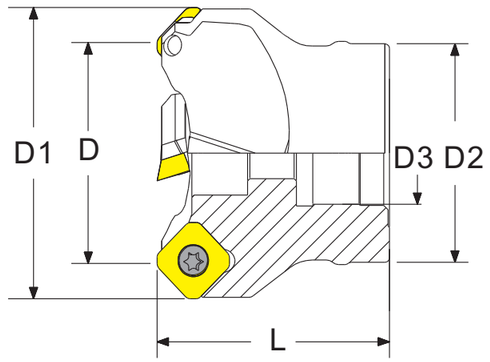

- 大前角刀片，切削负荷小
- 装有硬质合金刀垫，刀粒切削刚性更好

★ Before the big angle blade, cutting load
★ A hard alloy cutter pad, cutting better rigidity

切削参数 (Cutting Parameters): R15-R18
零配件 (Spare Parts): P01-P04

型 号 Cat. No	刃数 Blade number	最大径 D1 Largest diameter	切削径 D Cutting size	端面直径 D2 End face diameter	内径 D3 Inside diameter	总长 L Long	刀片 Insert	Stock	Order Number	Price (RMB)
R245R63-22-5T	5	76	63	47	22	50	SEET-12T3	●	331300	350
R245R80-27-5T	5	93	80	58	27	50		●	331302	480
R245R100-32-6T	6	113	100	76	32	50		●	331304	750
R245R125-40-7T	7	138	125	87	40	63		●	331306	900
R245R160-40-10T	10	173	160	100	40	63		●	331308	1500
R245R200-40-12T	12	212.9	200	175	40	63		●	331310	2200
R245R250-40-14T	14	262.9	250	220	60	63		●	331312	2800

KM 机夹式45°平面立铣刀盘

45° Planar End Milling Cutter Head with Machine Clamp

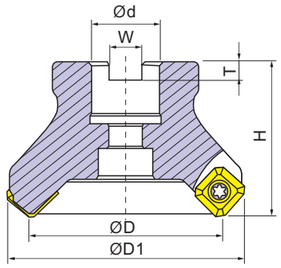

切削参数 (Cutting Parameters): R15-R18
零配件 (Spare Parts): P01-P04

- 适配钢件、铸件、铝件多种材质刀片，适切范围广
- 容屑空间大，排屑好
- 可适用平面铣削的精加工
- 大前角，切削负何小

★ Fit steel, castings, aluminum pieces of various materials blade, the relevance of a wide range of
★ Capacity chip a large space, good chip disposal
★ Planar milling finishing applicable
★ Large rake angle, cutting a small load

规格型号 Specification	尺寸 Dimensions (mm) D	D1	d	H	W	T	刃数 Edges	刀片 Insert	螺钉 Screw	扳手 Wrench	库存 Stock	编码 Code	Price (RMB)
KM12R50-22-4T	50	64	22	50	10.4	6.3	4	SE..1204..	M5.0×11	T20	●	331500	240
KM12R63-22-4T	63	77	22	50	10.4	6.3	4				●	331502	280
KM12R80-27-5T	80	94	27	50	12.4	7	5				●	331504	400
KM12R100-32-5T	100	114	32	50	14.4	8	5				●	331506	600
KM12R125-40-6T	125	139	40	63	16.4	9	6				●	331508	750
KM12R160-40-6T	160	174	40	63	16.4	9	6				●	331510	1150
KM12R200-60-8T	200	210	60	63	25.7	14	8				●	331512	1600
KM12R250-60-10T	250	260	60	63	25.7	14	10				●	331514	2100
KM12R300-60-12T	300	310	60	65	25.7	14	12				●	331516	-
KM12R50-25.4-4T	50	64	25.4	50	10	6	4				●	331518	-
KM12R63-25.4-4T	63	77	25.4	50	10	6	4				●	331520	280
KM12R80-25.4-5T	80	94	25.4	50	10	6	5				●	331522	400
KM12R100-31.75-5T	100	114	31.75	50	13	8	5				●	331524	600

AL-KM 机夹式45°平面立铣刀盘-铝制高光

45° Planar End Milling Cutter Head with Machine Clamp -Aluminum High Gloss

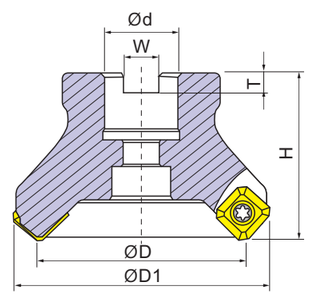

切削参数 (Cutting Parameters): R15-R18
零配件 (Spare Parts): P01-P04

● 特点：铝材壳体，重量轻，45°高光效率高

★ Features: Aluminum Shell, Light Weight, 45° High Polishing Efficiency

规格型号 Specification	尺寸 Dimensions (mm) D		d	H	W	T	刃数 Edges	刀片 Insert	螺钉 Screw	扳手 Wrench	库存 Stock	编码 Code	Price (RMB)
AL-KM12-50-22-4T	50		22	50	10.4	6.3	4	SE..1204..	M5.0×11	T20	●	331550	260
AL-KM12-63-22-4T	63		22	50	10.4	6.3	4				●	331552	320
AL-KM12-80-22-6T	80		22	50	12.4	7	6				●	331554	440
AL-KM12-80-27-5T	80		27	50	12.4	7	5				●	331556	440
AL-KM12-80-27-6T	80		27	50	12.4	7	6				●	331558	440
AL-KM12-100-22-6T	100		22	50	14.4	7	6				●	331560	750
AL-KM12-100-27-6T	100		27	50	14.4	8	6				●	331562	750
AL-KM12-100-32-5T	100		32	50	14.4	8	5				●	331564	750
AL-KM12-100-32-6T	100		32	50	14.4	8	6				●	331566	750
AL-KM12-125-22-6T	125		22	63	16.4	8	6				●	331568	1165
AL-KM12-125-27-6T	125		27	63	16.4	9	6				●	331570	1165
AL-KM12-125-32-6T	125		32	63	16.4	9	6				●	331572	1165
AL-KM12-125-40-6T	125		40	63	16.4	9	6				●	331574	1165
AL-KM12-160-27-8T	160		27	63	16.4	9	8				●	331576	1300
AL-KM12-160-32-8T	160		32	63	16.4	9	8				●	331578	1300
AL-KM12-160-40-6T	160		40	63	16.4	9	6				●	331580	1300
AL-KM12-160-40-8T	160		40	63	16.4	9	8				●	331582	1300
AL-KM12-200-40-10T	200		40	63	16.4	9	10				●	331584	2800
AL-KM12-200-60-8T	200		60	63	16.4	9	8				●	331586	2800
AL-KM12-250-60-10T	250		60	63	16.4	9	10				●	331588	3500
AL-KM12-300-60-12T	300		60	63	16.4	9	12				●	331590	4300

SEKT 正四方形 有孔 铣削刀片

刀片(Insert):
SEMT13T3AGSN-JM ZP152
Ap:0.3-0.8 (mm)
Fz:0.1-0.3 (mm/rev)
Vc:100-300 (m/min)

切削形态: Cutting Environment — ● 稳定切削 Stable Cutting; ● 一般切削 General Cutting; ✕ 不稳定切削 Unstable Cutting

P	钢	Steel	● ● ✕ ✕ ✕ ✕ ● ●
M	不锈钢	Stainless Steel	● ● ● ● ● ● ● ●
K	铸铁	Iron	● ● ● ✕ ✕ ✕ ✕
N	铝/铜/镁/锌/塑料/木材	Aluminum/Copper/Magnesium/Zinc/Plastic/Wood	● ● ●
S	硬质合金/粉末冶金	Carbide/Powder Metallurgy	● ✕ ✕ ● ●
H	钛/高温合金/碳纤维	Titanium/Superalloy/Carbon Fiber	● ✕ ✕ ● ●

用途 Application	产品图片 Product Image	几何尺寸 Dimensioning	规格型号 Specification	尺寸 Dimension (mm) rε	A	B	T	Ød	a°	配套刀柄 Matching Toolholder	PCD	CBN-K	CBN-S	ZN60	ZC01	ZC03S	ZP201	ZP150	ZP152	ZP153	ZP163
平面铣削加工 Surface milling		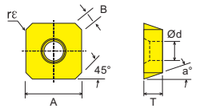	SECA 1204AFSN 1204AFTN	- -	12.7 12.7	2.66 2.66	4.76 4.76	5.56 5.56	20° 20°	刀柄: (Toolholder) D75								● ● ● ●	● ● ● ●		
平面铣削加工 Surface milling		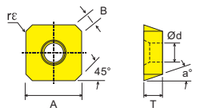	SEKT 1204AFTN	-	12.7	2.66	4.76	5.56	20°	刀柄: (Toolholder) D75								● ● ● ●			
平面铣削加工 Surface milling		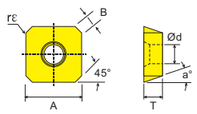	SEHT 1204AFSN	-	12.7	2.66	4.76	5.56	20°	刀柄: (Toolholder) D75								● ● ● ●			
平面铣削加工 Surface milling		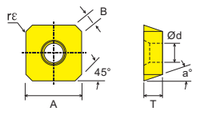	SEHT 1204-AK	-	12.7	2.66	4.76	5.56	20°	刀柄: (Toolholder) D75									●		
平面铣削加工 Surface milling		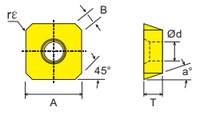	SEHT 1204	-	12.7	2.66	4.76	5.56	20°	刀柄: (Toolholder) D75	●										
平面铣削加工 Surface milling		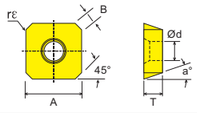	SEHT 1204	-	12.7	2.66	4.76	5.56	20°	刀柄: (Toolholder) D75									● ●		



刀杆刀盘
直角台肩立铣刀
圆角铣刀
球头铣刀
钻铣刀杆
倒角刀杆
玉米铣刀
三面刃槽刀
快进给系列
龙门平面铣刀
锁牙式刀柄

■ SD45° 面铣刀盘
Face Milling Cutter

45 °

切削参数 (Cutting Parameters): D78
零配件 (Spare Parts): P01-P04

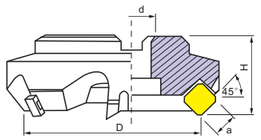

- 使用15° 正角刀片
- 采用高钢性硬质合金刀垫

★ Using the blade angle is 15 °
★ High-rigidity alloy pad.

型号 Cat. No	尺寸 Size 外径D	孔径d	高度H	刀片数T	刀片规格 Insert		Stock	Order Number	Price (RMB)
SD445R/L03-25.4	80	25.4	55	5	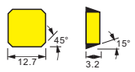	SDKN1203	●	331700	960
SD445R/L04-31.75	100	31.75	55	5			●	331702	1100
SD445R/L05-38.1	125	38.1	60	6			●	331704	1500
SD445R/L06-50.8	160	50.8	60	8			●	331706	2200
SD445R/L08-47.625	200	47.625	65	10			●	331708	2800
SD445R/L10-47.625	250	47.625	65	12			●	331710	4800
SD445R/L12-47.625	300	47.625	65	14			●	331712	7000
SD545R/L03-25.4	80	25.4	55	5	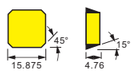	SDKN1504	●	331714	960
SD545R/L04-31.75	100	31.75	55	5			●	331716	1100
SD545R/L05-38.1	125	38.1	60	6			●	331718	1500
SD545R/L06-50.8	160	50.8	60	8			●	331720	2200
SD545R/L08-47.625	200	47.625	65	10			●	331722	2800
SD545R/L10-47.625	250	47.625	65	12			●	331724	4800
SD545R/L12-47.625	300	47.625	65	14			●	331726	7000

■ SE45° 面铣刀盘
Face Milling Cutter

45 °

切削参数 (Cutting Parameters): D78
零配件 (Spare Parts): P01-P04

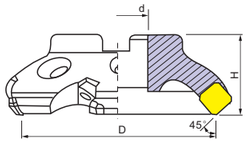

- 使用20° 正角刀片
- 大前角刀形
- 采用高刚性硬质合金刀垫

★ Using the blade angle is 20 °
★ Large front-edge-shaped
★ High-rigidity alloy pad.

型号 Cat. No	尺寸 Size 外径D	孔径d	高度H	刀片数T	刀片规格 Insert		Stock	Order Number	Price (RMB)
SE545R/L03-25.4	80	25.4	50	5	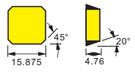	SEKN1504	●	331800	960
SE545R/L04-31.75	100	31.75	50	6			●	331802	1100
SE545R/L05-38.1	125	38.1	50	7			●	331804	1500
SE545R/L06-50.8	160	50.8	55	8			●	331806	2200
SE545R/L08-47.625	200	47.625	55	10			●	331808	2800
SE545R/L10-47.625	250	47.625	55	12			●	331810	4800
SE545R/L12-47.625	300	47.625	55	14			●	331812	7000
SE445R/L63-22	63	22	50	4	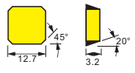	SEKN1203	●	331814	850
SE445R/L63-25.4	63	25.4	50	4			●	331816	850
SE445R/L03-25.4	80	25.4	50	5			●	331818	960
SE445R/L04-31.75	100	31.75	50	6			●	331820	1100
SE445R/L05-38.1	125	38.1	50	7			●	331822	1500
SE445R/L06-50.8	160	50.8	55	8			●	331824	2200
SE445R/L08-47.625	200	47.625	55	10			●	331826	2800
SE445R/L10-47.625	250	47.625	55	12			●	331828	4800
SE445R/L12-47.625	300	47.625	55	14			●	331830	7000

■ SP65° 面铣刀盘
Face Milling Cutter

25 °

切削参数 (Cutting Parameters): D78
零配件 (Spare Parts): P01-P04

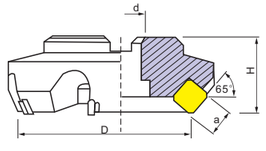

- 使用11° 正角刀片
- 采用高钢性硬质合金刀垫

★ Using the blade angle is 11 °
★ High-rigidity alloy pad.

型号 Cat. No	尺寸 Size 外径D	孔径d	高度H	刀片数T	刀片规格 Insert		Stock	Order Number	Price (RMB)
SP435R/L03-25.4	80	25.4	55	5	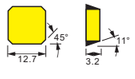	SPKN1203	●	331900	960
SP435R/L04-31.75	100	31.75	55	5			●	331902	1100
SP435R/L05-38.1	125	38.1	60	6			●	331904	1500
SP435R/L06-50.8	160	50.8	60	8			●	331906	2200
SP435R/L08-47.625	200	47.625	65	10			●	331908	2800
SP435R/L10-47.625	250	47.625	65	12			●	331910	4800
SP435R/L12-47.625	300	47.625	65	14			●	331912	7000
SP535R/L03-25.4	80	25.4	55	5	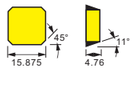	SPKN1504	●	331914	960
SP535R/L04-31.75	100	31.75	55	5			●	331916	1100
SP535R/L05-38.1	125	38.1	60	6			●	331918	1500
SP535R/L06-50.8	160	50.8	60	8			●	331920	2200
SP535R/L08-47.625	200	47.625	65	10			●	331922	2800
SP535R/L10-47.625	250	47.625	65	12			●	331924	4800
SP535R/L12-47.625	300	47.625	65	14			●	331926	7000

SEKN 正四方形 无孔 铣削刀片

切削形态: Cutting Environment ● 稳定切削 Stable Cutting ● 一般切削 General Cutting ✕ 不稳定切削 Unstable Cutting

P	钢	Steel	● ● ✕ ✕ ✕ ● ●
M	不锈钢	Stainless Steel	● ✕ ✕ ✕ ✕ ● ●
K	铸铁	Iron	● ● ✕ ✕ ✕
N	铝/铜/镁/锌/塑料/木材	Aluminum/Copper/Magnesium/Zinc/Plastic/Wood	● ●
S	硬质合金/粉末冶金	Carbide/Powder Metallurgy	● ✕ ● ●
H	钛/高温合金/碳纤维	Titanium/Superalloy/Carbon Fiber	● ✕ ✕ ● ●

Application 用途	产品图片 Product Image	几何尺寸 Dimensioning	规格型号 Specification	尺寸 Dimension (mm) rε	A	B	T	a°	配套刀柄 Matching Toolholder	PCD	CBN-K	CBN-S	ZN60	ZK01	ZP201	ZP150	ZP152	ZP153	ZP163
平面铣削加工 Face milling		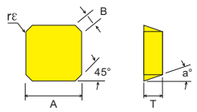	SDKN 1203AETN 1504AETN SEEN 1203AFTN1 1504AFTN1 SEKN 1203AFTN1 1504AFTN1 SPKN 1203EDR	- - 1.0 1.0 - - -	12.7 15.875 12.7 15.875 12.7 15.875 12.7	1.7 1.7 1.4 1.4 1.4 1.4 1.4	3.18 4.76 3.18 4.76 3.18 4.78 3.18	15° 15° 20° 20° 20° 20° 11°	刀柄: (Toolholder) D77-D78	● ● ● ● ● ● ●	● ● ● ● ● ● ●			● ● ● ● ● ● ●	● ● ● ● ● ● ●			
平面铣削加工 Face milling		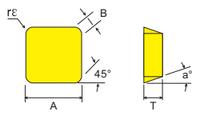	SEKR 1203AFEN-JS 1504AFEN-JS	1.0 1.0	12.7 15.875	1.4 1.4	3.18 4.76	20° 20°	刀柄: (Toolholder) D77-D78			● ●			● ● ● ●			

推荐切削条件 Recommend Cutting Conditions

工件材料 Cat. No.		硬度 Hardness	刀片材料 Balde No.	切削速度 (m/min)	每刃进给量 (mm/tooth)
P	软钢 (SS400, S10C等)	≤HB180	ZP201 ZP150 ZN60	200 (160-250) 180 (100-250) 140 (80-200)	0.2(0.1-0.3)
	碳钢, 合金钢 (S45C, SCM440等)	HB180-280	ZP150 ZP152 ZP153	200 (160-250) 180 (100-250) 140 (80-200)	0.2(0.1-0.3)
		HB280-350	ZP153	120 (80-160)	0.15(0.1-0.2)
M	不锈钢 (SUS304等)	≤HB270	ZP152	150 (100-200)	0.2(0.1-0.3)
K	铸铁,球墨铸铁 (FCD250,FCD400等)	抗拉强度 ≤450MPa	ZP201 ZP152	175 (100-250) 160 (100-220)	0.2(0.1-0.3)
N	铝合金		ZK01	650 (300-1000)	0.12(0.05-0.2)

- 刀具转速(min^{-1})=(1000x切削速度)÷(3. 14x刀具切削刃直径)
- 机床工作台进给量(mm/min)=每刃进给量x刀具刃数x刀具转速

■ FP75° 面铣刀盘
Face Milling Cutter

15 °

切削参数 (Cutting Parameters): D78
零配件 (Spare Parts): P01-P04

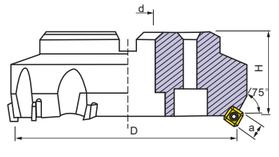

- 使用11° 正角刀片
- 采用高钢性硬质合金刀垫

★ Using the blade angle is 11 °
★ High-rigidity alloy pad.

型号 Cat. No	尺寸 Size 外径D	孔径d	高度H	刀片数T	刀片规格 Insert		Stock	Order Number	Price (RMB)
FPR/L03-25.4	80	25.4	55	5	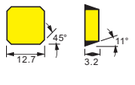	SPKN1203	●	332100	960
FPR/L04-31.75	100	31.75	55	6			●	332102	1100
FPR/L05-38.1	125	38.1	60	8			●	332104	1500
FPR/L06-50.8	160	50.8	60	10			●	332106	2200
FPR/L08-47.625	200	47.625	65	12			●	332108	2800
FPR/L10-47.625	250	47.625	65	16			●	332110	4800
FPR/L12-47.625	300	47.625	65	20			●	332112	7000

■ MFT 锁牙式刀杆系列
MFT Lock teeth cutter bar series

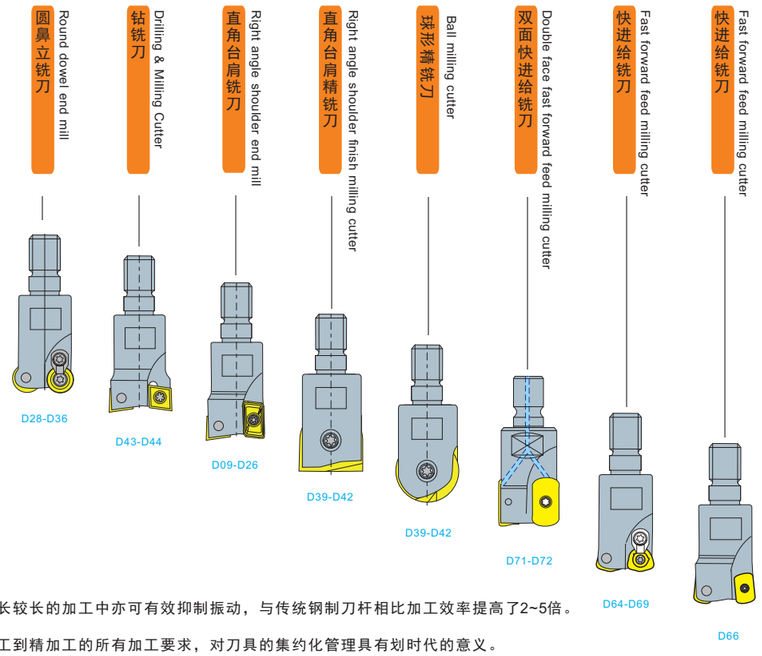

优点 Advantage

高性能可换刀头和刚性刀柄的组合，在悬长较长的加工中亦可有效抑制振动，与传统钢制刀杆相比加工效率提高了2~5倍。加工时间大大缩短，加工成本随之下降。

刀头的自由组合及其可换性，覆盖从粗加工到精加工的所有加工要求，对刀具的集约化管理具有划时代的意义。

由于刀柄和刀杆采用螺纹连接，可在机床上方便迅速的更换刀头，降低生产成本。

High-performance interchangeable cutter head and the handle a combination of rigidity, in the long hanging longer processing caneffectively suppress vibration, as compared with traditional steel arbor processing efficiency is improved by 2 ~ 5 times. Significantly reduce processing time, processing costs drop.

Segment of the free combination and can be changed, coverage from roughing to finishing all the processing requirements, intensive management tool epoch-making significance.

As the shank and arbor with threaded connections, you can easily and quickly on a replacement machine Cutter, reduce production costs.

■ BT-MFT 锁牙式刀柄
BT/MFT Screwed end mills holder

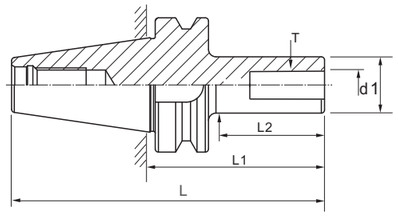

型 号 Cat. No	尺 寸 Size					重量 Weight (KG)	Stock	Order Number	Price (RMB)
	L	L1	L2	d1	T				
BT40-MFT16-M8-60	160.4	95	60	15	M8	1.1	●	336100	350
BT40-MFT16-M8-110	210.4	145	110	15	M8	1.2	●	336102	350
BT40-MFT20-M10-60	160.4	95	60	19	M10	1.1	●	336104	350
BT40-MFT20-M10-110	210.4	145	110	19	M10	1.2	●	336106	350
BT40-MFT25-M12-60	160.4	95	60	24	M12	1.1	●	336108	350
BT40-MFT25-M12-120	220.4	155	120	24	M12	1.3	●	336110	350
BT40-MFT30-M16-50	150.4	85	50	28	M16	1.2	●	336112	350
BT40-MFT30-M16-100	200.4	135	100	28	M16	1.3	●	336114	350
BT40-MFT30-M16-140	240.4	175	140	28	M16	1.6	●	336116	400
BT40-MFT35-M16-60	160.4	95	60	33	M16	1.3	●	336118	350
BT40-MFT35-M16-120	220.4	155	120	33	M16	1.7	●	336120	350
BT50-MFT16-M8-60	206.8	105	60	15	M8	3.1	●	336122	700
BT50-MFT16-M8-120	266.8	165	120	15	M8	3.2	●	336124	700
BT50-MFT20-M10-60	206.8	105	60	19	M10	3.2	●	336126	700
BT50-MFT20-M10-120	266.8	165	120	19	M10	3.3	●	336128	700
BT50-MFT25-M12-60	206.8	105	60	24	M12	3.3	●	336130	700
BT50-MFT25-M12-120	266.8	165	120	24	M12	3.4	●	336132	700
BT50-MFT30-M16-60	206.8	105	60	28	M16	3.4	●	336134	700
BT50-MFT30-M16-120	266.8	165	120	28	M16	3.5	●	336136	700
BT50-MFT35-M16-60	206.8	105	60	33	M16	3.5	●	336138	700
BT50-MFT35-M16-120	266.8	165	120	33	M16	3.7	●	336140	700

■ 整支通孔利于出水及抗震。

■ Beneficial to the entire branch water and seismic hole.

■ MFL 钨钢锁牙式刀杆
MFL Carbide screwed end mills holder

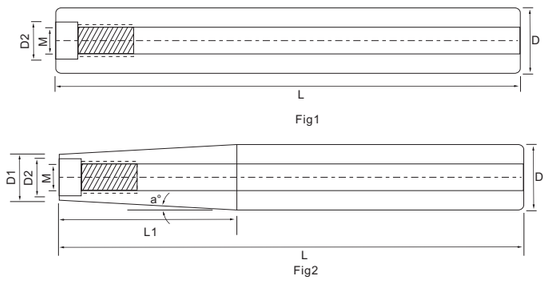

订购编码 Order Number	型 号 Cat. No	Fig	L	D	D1	L1	a°	M	D2	Steel Stock	Price (RMB)	Carbide Stock	Price (RMB)
336200	MFL06-06-060-M03	1	60	6	6	-	-	M3X0.5	3.5	○	400	●	800
336202	MFL06-06-120-M03	1	120	6	6	-	-			○	400	●	800
336204	MFL08-08-060-M04	1	60	8	8	-	-	M4X0.7	4.5	○	400	●	800
336206	MFL08-08-100-M04	1	100	8	8	-	-			○	400	●	990
336208	MFL08-08-150-M04	1	150	8	8	-	-			○	400	●	1100
336210	MFL08-10-150-M04DT60	2	150	10	7. 8	60	1°			○	450	○	1200
336212	MFL10-10-075-M05	1	75	10	10	-	-	M5X0.8	5.5	○	500	●	1000
336214	MFL10-10-100-M05	1	100	10	10	-	-			○	500	●	1080
336216	MFL10-10-150-M05	1	150	10	10	-	-			○	500	●	1290
336218	MFL10-12-150-M05DT60	2	150	12	9. 8	60	1°			○	550	○	1450
336220	MFL10-20-300-M05DT135	2	300	20	9. 8	135	2.15°			○	650	○	5500
336222	MFL12-12-075-M06	1	75	12	12	-	-	M6X1.0	6.5	○	500	●	1150
336224	MFL12-12-100-M06	1	100	12	12	-	-			○	500	●	1290
336226	MFL12-12-150-M06	1	150	12	12	-	-			○	500	●	1480
336228	MFL12-12-200-M06	1	200	12	12	-	-			○	500	●	1980
336230	MFL12-16-150-M06DT70	2	150	16	11. 8	70	1.65°			○	550	○	2200
336232	MFL12-16-200-M06DT90	2	200	16	11. 8	90	1.3°			○	600	○	2600
336234	MFL12-16-250-M06DT115	2	250	16	11. 8	115	1°			○	700	○	3200
336236	MFL12-16-300-M06DT135	2	300	16	11. 8	135	1.7°			○	800	○	3800
336238	MFL15. 6-15. 6-150-M08	1	150	15. 6	15. 6	-	-	M8X1.25	8.5	○	500	●	1900
336240	MFL16-16-100-M08	1	100	16	16	-	-	M8X1.25	8.5	○	500	●	1980
336242	MFL16-16-150-M08	1	150	16	16	-	-			○	500	●	2240
336244	MFL16-16-200-M08	1	200	16	16	-	-			○	800	●	2630
336246	MFL16-16-250-M08	1	250	16	16	-	-			○	900	●	3130
336248	MFL16-20-200-M08DT90	2	200	20	15. 5	90	1.3°			○	900	○	4000
336250	MFL16-20-250-M08DT115	2	250	20	15. 5	115	1°			○	950	○	4700
336252	MFL16-20-300-M08DT135	2	300	20	15. 5	135	0.85°			○	1000	○	5400
336254	MFL19-19-200-M10	1	200	19	19	-	-	M10X1.5	10.5	○	800	●	2600
336256	MFL20-20-100-M10	1	100	20	20	-	-	M10X1.5	10.5	○	800	●	2650
336258	MFL20-20-150-M10	1	150	20	20	-	-			○	900	●	3130
336260	MFL20-20-200-M10	1	200	20	20	-	-			○	1100	●	3950
336262	MFL20-20-250-M10	1	250	20	20	-	-			○	1300	●	4650
336264	MFL20-20-300-M10	1	300	20	20	-	-			○	1600	●	5360
336266	MFL20-20-400-M10	1	400	20	20	-	-			○	1800	●	6200
336268	MFL20-25-200-M10DT90	2	200	25	19. 8	90	1.6°			○	2000	○	6800
336270	MFL20-25-250-M10DT115	2	250	25	19. 8	115	1.25°			○	2300	○	7900
336272	MFL20-25-300-M10DT135	2	300	25	19. 8	135	1.1°			○	2800	○	9800
336274	MFL24-24-200-M12	1	200	24	24	-	-	M12X1.75	12.5	○	1200	●	4030
336276	MFL24-24-250-M12	1	250	24	24	-	-			○	1200	●	4300
336278	MFL25-25-100-M12	1	100	25	25	-	-	M12X1.75	12.5	○	1400	●	4670
336280	MFL25-25-150-M12	1	150	25	25	-	-			○	1600	●	5360
336282	MFL25-25-200-M12	1	200	25	25	-	-			○	2000	●	6700
336284	MFL25-25-250-M12	1	250	25	25	-	-			○	2300	●	7860
336286	MFL25-25-300-M12	1	300	25	25	-	-			○	2800	●	9600
336288	MFL25-25-350-M12	1	350	25	25	-	-			○	3000	●	11200
336290	MFL25-32-200-M12DT90	2	200	32	24. 5	90	2.3°			○	2600	○	8500
336292	MFL25-32-250-M12DT115	2	250	32	24. 5	115	1.75°			○	3300	○	12000
336294	MFL25-32-300-M12DT135	2	300	32	24. 5	135	1.5°			○	4000	○	13500
336296	MFL29-29-250-M16	1	250	29	29	-	-	M16X2.0	17	○	2800	●	9300
336298	MFL32-32-150-M16	1	150	32	32	-	-	M16X2.0	17	○	2000	●	6600
336300	MFL32-32-200-M16	1	200	32	32	-	-			○	2600	●	8500
336302	MFL32-32-250-M16	1	250	32	32	-	-			○	3300	●	11150
336304	MFL32-32-300-M16	1	300	32	32	-	-			○	4000	●	13400
336306	MFL32-32-350-M16	1	350	32	32	-	-			○	4500	○	15400
336308	MFL32-32-400-M16	1	400	32	32	-	-			○	5000	○	17500
336310	MFL42-42-250-M20	1	250	42	42	-	-	M20X2.5	21	○	4000	○	15000
336312	MFL42-42-300-M20	1	300	42	42	-	-			○	4500	○	18000
336314	MFL42-42-400-M20	1	400	42	42	-	-			○	5000	○	25000
336316	MFL42-42-500-M20	1	500	42	42	-	-			○	6000	○	32000